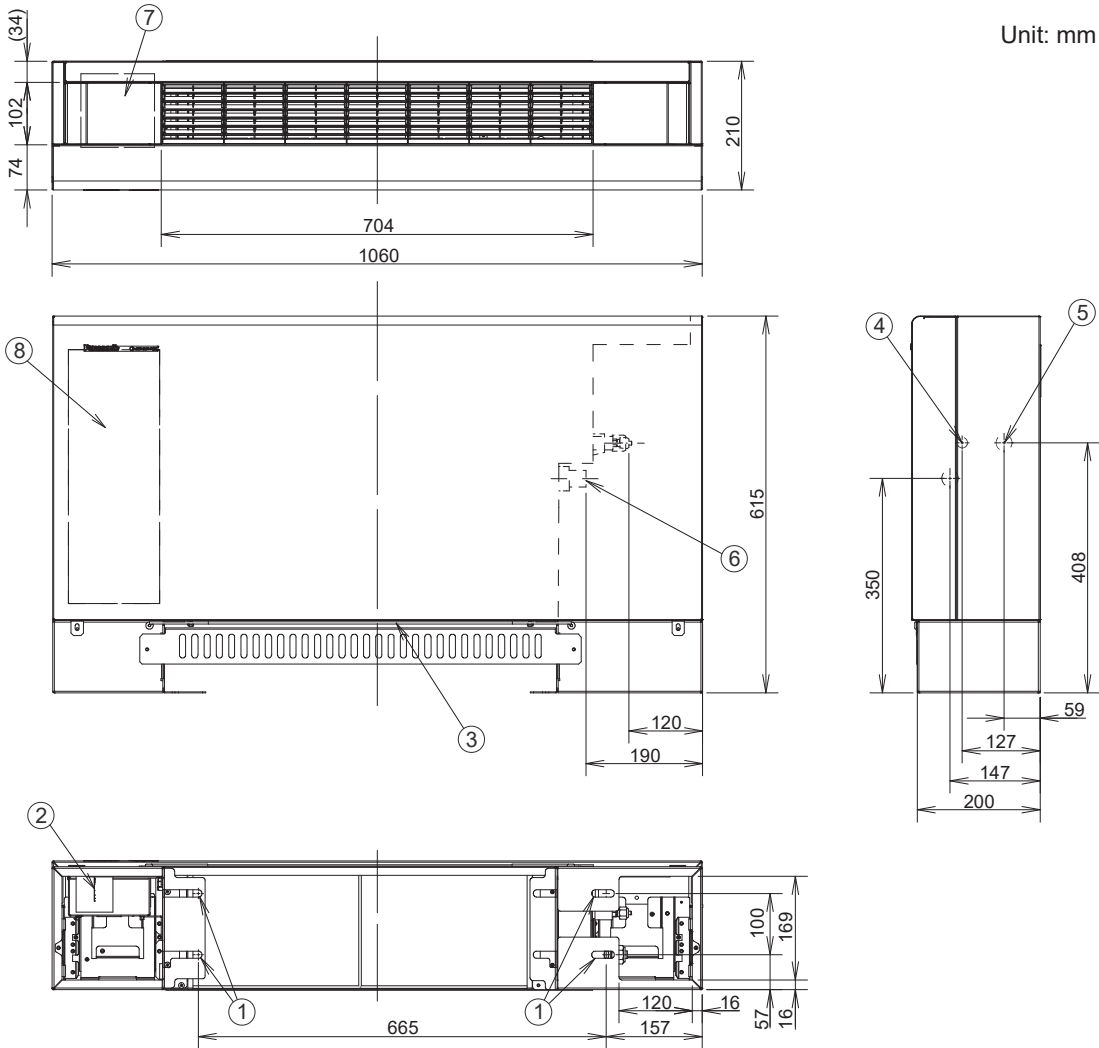


6. Floor Standing (Type P2)

6-3. Dimensional Data

Indoor unit : S-22MP2E, S-28MP2E, S-36MP2E

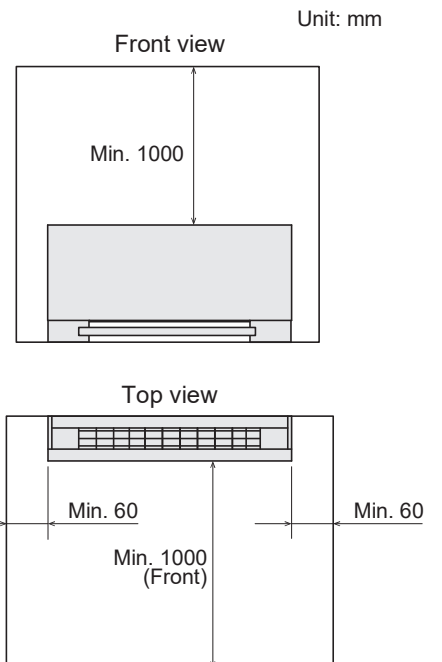


①	Elongated holes (for floor mounting)
②	Power supply outlet
③	Air filter
④	Refrigerant tubing (liquid tube) $\phi 6.35$ (flared)
⑤	Refrigerant tubing (gas tube) $\phi 12.7$ (flared)
⑥	Drain tube connection port VP20
⑦	Location for mounting the remote controller
⑧	Electrical component box

Filter dimension: 557 × 196 × 5 (1 pc.)

Note

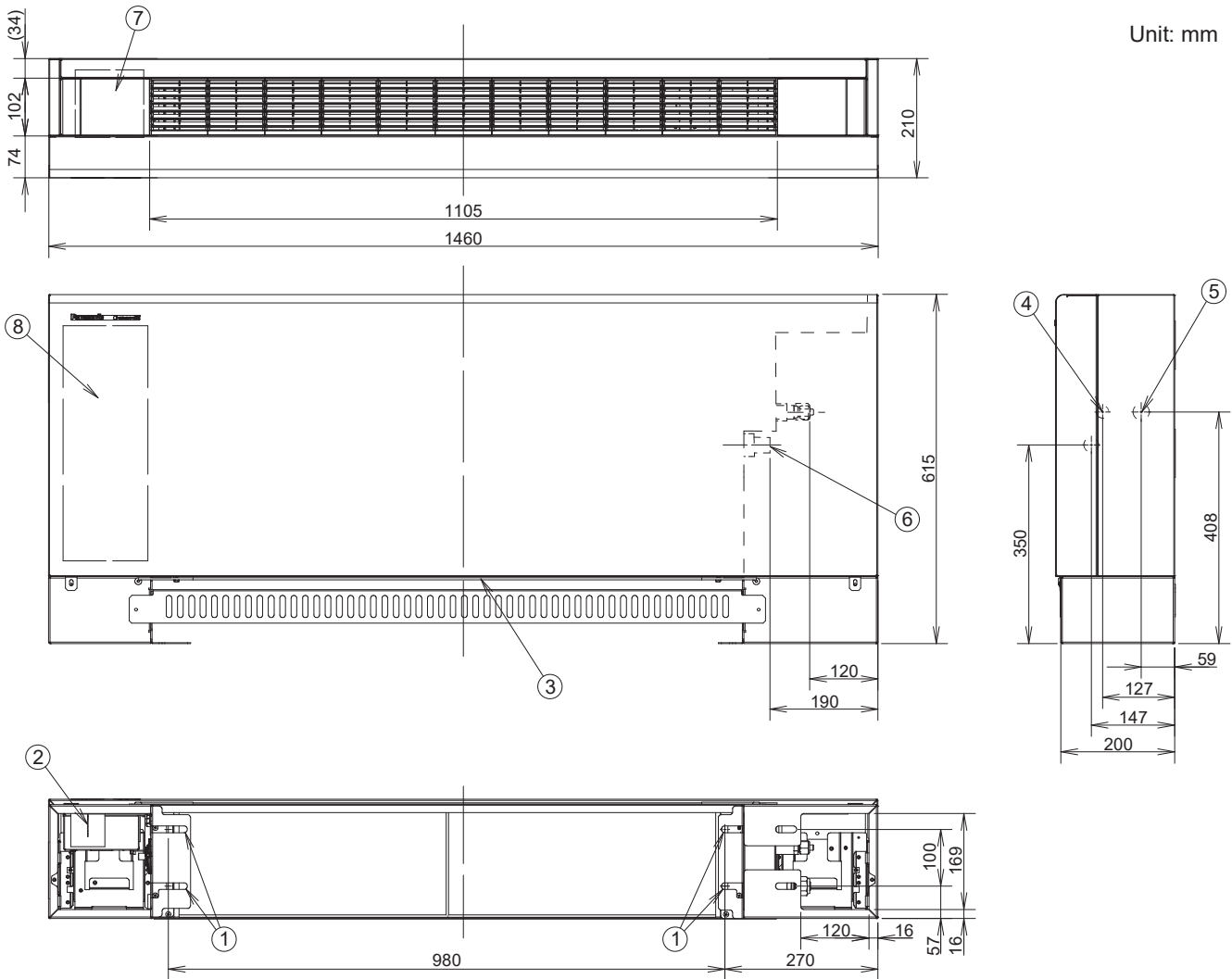
The minimum space for installation and maintenance services is shown in the figure.



6. Floor Standing (Type P2)

Indoor unit : S-45MP2E, S-56MP2E, S-71MP2E

Unit: mm



①	Elongated holes (for floor mounting)	
②	Power supply outlet	
③	Air filter	
④	Refrigerant tubing (liquid tube)	Type 45, 56, 71 (R32) Type 45, 56 (R410A) Type 71 (R410A)
		ø6.35 (flared) ø9.52 (flared)
		ø12.7 (flared)
⑤	Refrigerant tubing (gas tube)	Type 45, 56, 71 (R32) Type 45, 56 (R410A) Type 71 (R410A)
		ø12.7 (flared) ø15.88 (flared)
		ø15.88 (flared)
⑥	Drain tube connection port VP20	
⑦	Location for mounting the remote controller	
⑧	Electrical component box	

Filter dimension: 957 × 196 × 5 (1 pc.)

Note
The minimum space for installation and maintenance services is shown in the figure.

