

CMB-M104V-MA-SV

General Information

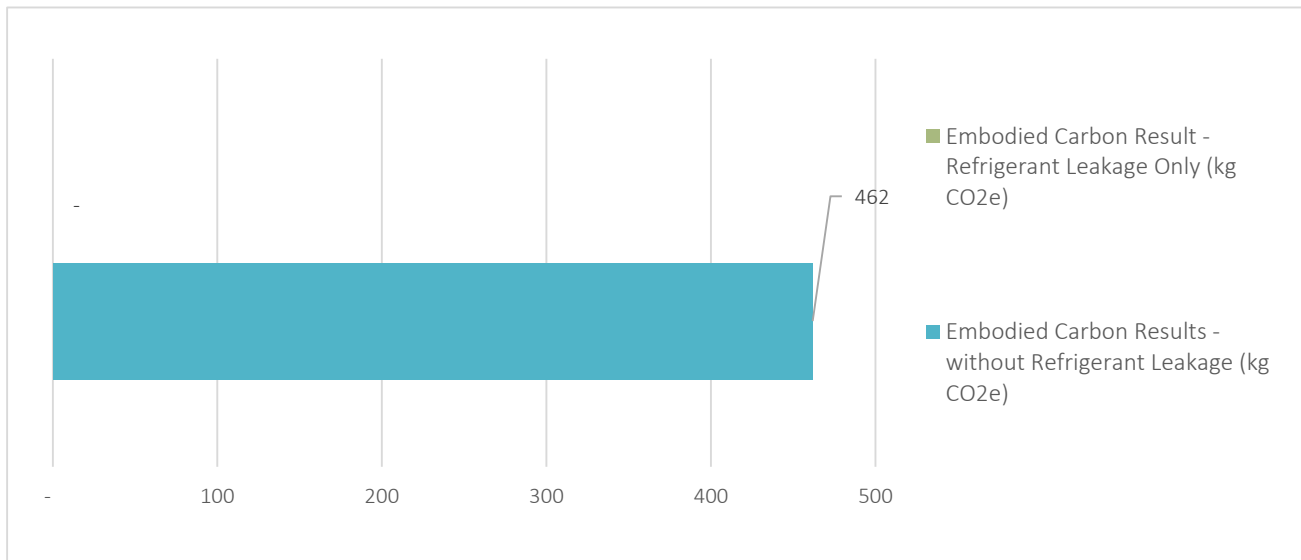
Date of assessment	13/04/2026
Name of assessor and organisation	RI/Mitsubishi Electric
Contact details of assessor	embodied.carbon@meuk.mee.com

Embodied Carbon Result with 'Mid-level TM65 Calculation' Method (kg CO₂e) - Total

Result (kgCO ₂ e) - Total	462
--------------------------------------	-----

Embodied Carbon Result per Total #Port

Result (kgCO ₂ e/kW)	115.46
---------------------------------	--------


Product Information

Type of product	VRF Indoor Unit
Capacity of equipment [kW]*	0.00
Product weight (kg)	53.00
Material breakdown for at least 95% of the product weight? (Y/N)	Y
Service life of the product (years)	15
Type of refrigerant	R32
Refrigerant GWP	675
Energy consumption of the factory per unit of product [kW]	0.24
Location of manufacture	Japan
Product Complexity	Category 3: High

*Nominal cooling capacity conditions as per data book

CMB-M104V-MA-SV

Embodied Carbon Results Breakdown (kg CO ₂ e)	
A1: Material extraction	264.24
A2: Transport	41.98
A3: Manufacturing	0.55
A4: Transport to Site	15.15
B1: Use	-
B3: Repair	32.30
C1: Deconstruction	-
C2: Transport	0.70
C3: Waste Processing	0.20
C4: Disposal	0.14

Embodied Carbon Results - without Refrigerant Leakage (kg CO ₂ e)	
A1-C4 (excluding B1,C1)	355
A1-C4 with Buffer Factor (excluding B1, C1)	462

Embodied Carbon Result - Refrigerant Leakage Only (kg CO ₂ e)	
B1 (Refrigerant leakage during use) + C1 (Refrigerant leakage end of life)	-

Assumptions	
A1: Material carbon coefficient source	TM65 Table 2.1 & The ICE Database
B1: Refrigerant annual leakage rate (%)	6
C1: Refrigerant end of life recovery rate (%)	97
B3: Materials replaced as part of repair (%)	10% (TM65 Assumption)
C4: Percentage of product going to landfill (%)	30

CMB-M104V-MB-SV

General Information

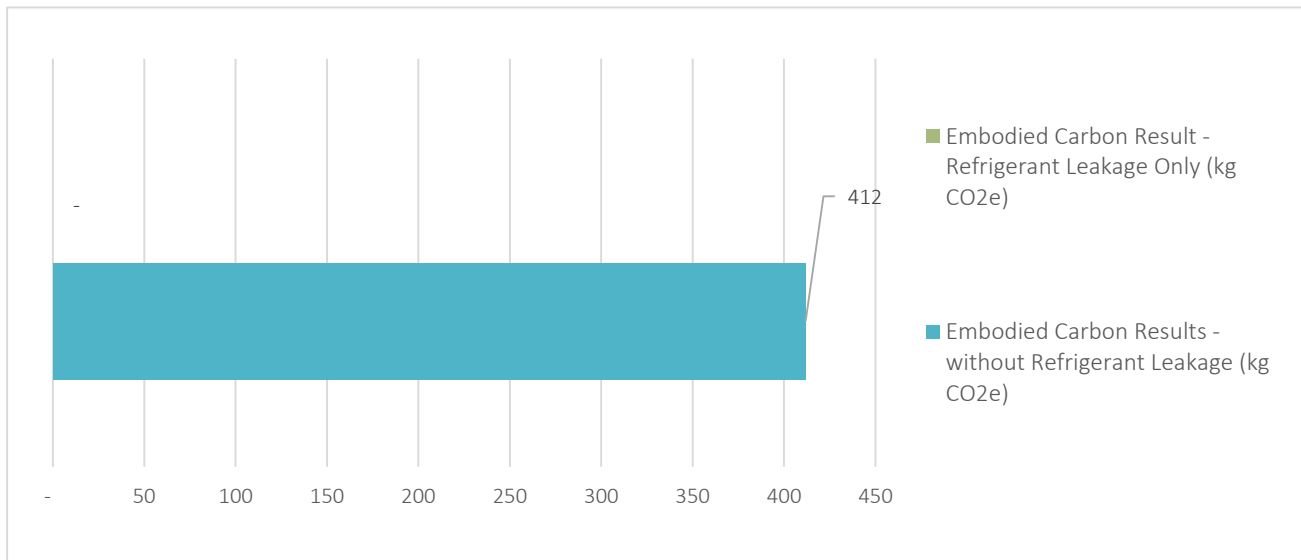
Date of assessment	23/04/2026
Name of assessor and organisation	RI/Mitsubishi Electric
Contact details of assessor	embodied.carbon@meuk.mee.com

Embodied Carbon Result with 'Mid-level TM65 Calculation' Method (kg CO₂e) - Total

Result (kgCO ₂ e) - Total	412
--------------------------------------	-----

Embodied Carbon Result per Port

Result (kgCO ₂ e/kW)	102.95
---------------------------------	--------



Product Information

Type of product	VRF Indoor Unit
Number of ports*	4.00
Product weight (kg)	43.00
Material breakdown for at least 95% of the product weight? (Y/N)	Y
Service life of the product (years)	15
Type of refrigerant	R32
Refrigerant GWP	675
Energy consumption of the factory per unit of product [kW]	0.25
Location of manufacture	Japan
Product Complexity	Category 3: High

*Nominal cooling capacity conditions as per data book

CMB-M104V-MB-SV

Embodied Carbon Results Breakdown (kg CO ₂ e)	
A1: Material extraction	240
A2: Transport	34
A3: Manufacturing	1
A4: Transport to Site	13
B1: Use	-
B3: Repair	29
C1: Deconstruction	-
C2: Transport	1
C3: Waste Processing	0
C4: Disposal	0.1

Embodied Carbon Results - without Refrigerant Leakage (kg CO ₂ e)	
A1-C4 (excluding B1,C1)	317
A1-C4 with Buffer Factor (excluding B1, C1)	412

Embodied Carbon Result - Refrigerant Leakage Only (kg CO ₂ e)	
B1 (Refrigerant leakage during use) + C1 (Refrigerant leakage end of life)	-

Assumptions	
A1: Material carbon coefficient source	TM65 Table 2.1 & The ICE Database
B1: Refrigerant annual leakage rate (%)	6
C1: Refrigerant end of life recovery rate (%)	97
B3: Materials replaced as part of repair (%)	10% (TM65 Assumption)
C4: Percentage of product going to landfill (%)	30

CMB-M106V-MA-SV

General Information

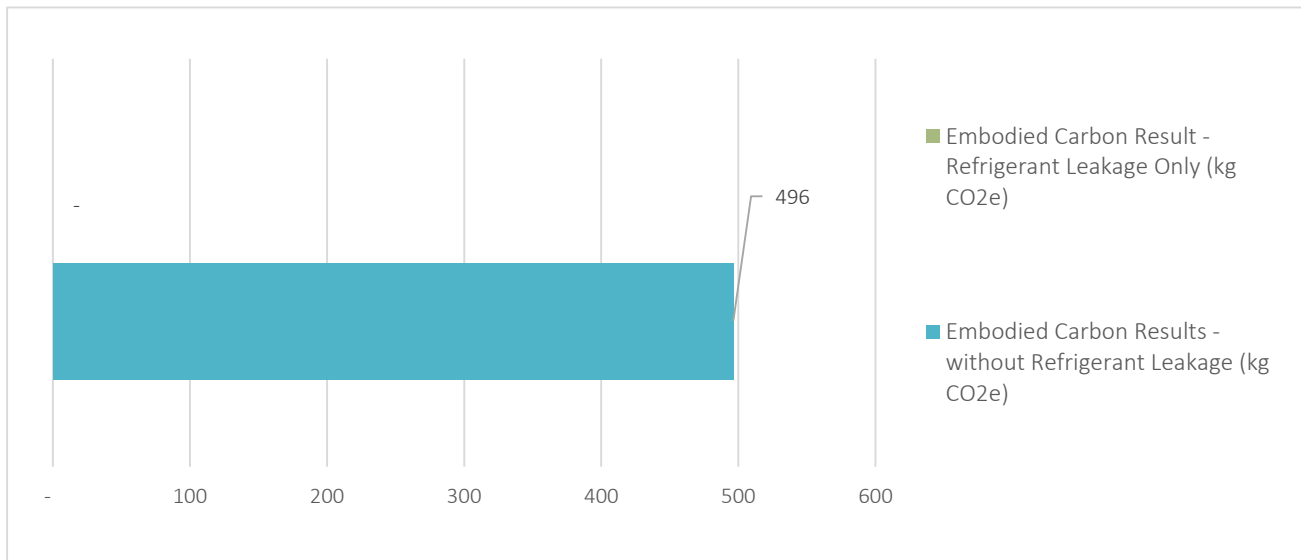
Date of assessment	13/04/2026
Name of assessor and organisation	RI/Mitsubishi Electric
Contact details of assessor	embodied.carbon@meuk.mee.com

Embodied Carbon Result with 'Mid-level TM65 Calculation' Method (kg CO₂e) - Total

Result (kgCO ₂ e) - Total	496
--------------------------------------	-----

Embodied Carbon Result per Total #Port

Result (kgCO ₂ e/kW)	82.72
---------------------------------	-------


Product Information

Type of product	VRF Indoor Unit
Capacity of equipment [kW]*	0.00
Product weight (kg)	57.00
Material breakdown for at least 95% of the product weight? (Y/N)	Y
Service life of the product (years)	15
Type of refrigerant	R32
Refrigerant GWP	675
Energy consumption of the factory per unit of product [kW]	0.26
Location of manufacture	Japan
Product Complexity	Category 3: High

*Nominal cooling capacity conditions as per data book

CMB-M106V-MA-SV

Embodied Carbon Results Breakdown (kg CO ₂ e)	
A1: Material extraction	284.18
A2: Transport	45.14
A3: Manufacturing	0.59
A4: Transport to Site	16.01
B1: Use	-
B3: Repair	34.71
C1: Deconstruction	-
C2: Transport	0.75
C3: Waste Processing	0.22
C4: Disposal	0.15

Embodied Carbon Results - without Refrigerant Leakage (kg CO ₂ e)	
A1-C4 (excluding B1,C1)	382
A1-C4 with Buffer Factor (excluding B1, C1)	496

Embodied Carbon Result - Refrigerant Leakage Only (kg CO ₂ e)	
B1 (Refrigerant leakage during use) + C1 (Refrigerant leakage end of life)	-

Assumptions	
A1: Material carbon coefficient source	TM65 Table 2.1 & The ICE Database
B1: Refrigerant annual leakage rate (%)	6
C1: Refrigerant end of life recovery rate (%)	97
B3: Materials replaced as part of repair (%)	10% (TM65 Assumption)
C4: Percentage of product going to landfill (%)	30

CMB-M108V-MA-SV

General Information

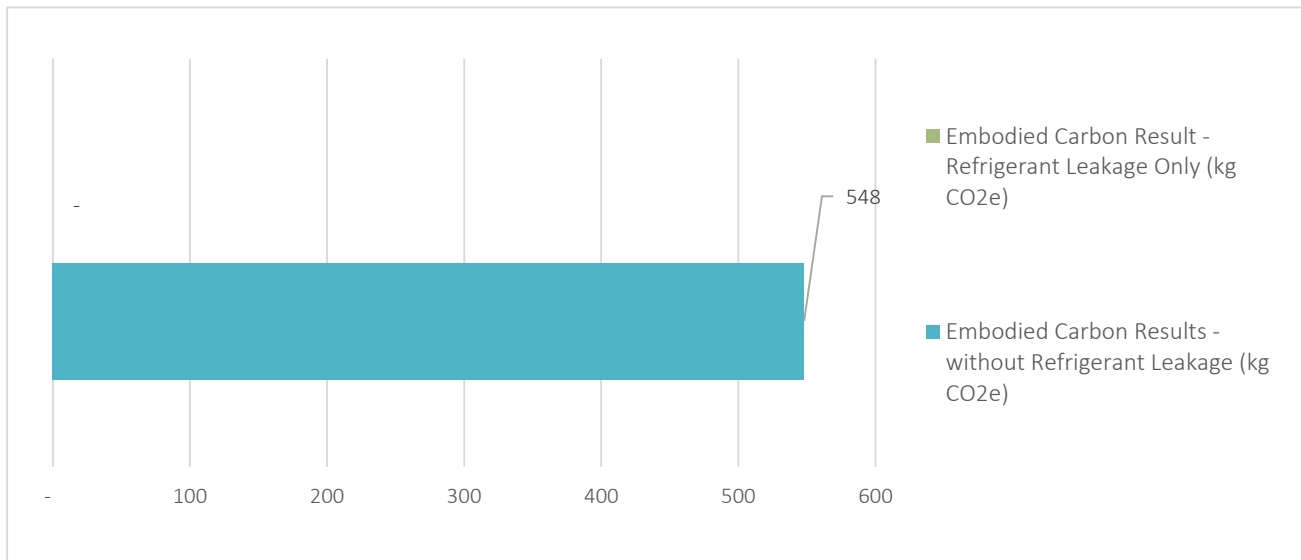
Date of assessment	13/04/2026
Name of assessor and organisation	RI/Mitsubishi Electric
Contact details of assessor	embodied.carbon@meuk.mee.com

Embodied Carbon Result with 'Mid-level TM65 Calculation' Method (kg CO₂e) - Total

Result (kgCO ₂ e) - Total	548
--------------------------------------	-----

Embodied Carbon Result per Total #Port

Result (kgCO ₂ e/kW)	68.50
---------------------------------	-------


Product Information

Type of product	VRF Indoor Unit
Capacity of equipment [kW]*	0.00
Product weight (kg)	63.00
Material breakdown for at least 95% of the product weight? (Y/N)	Y
Service life of the product (years)	15
Type of refrigerant	R32
Refrigerant GWP	675
Energy consumption of the factory per unit of product [kW]	0.29
Location of manufacture	Japan
Product Complexity	Category 3: High

*Nominal cooling capacity conditions as per data book

CMB-M108V-MA-SV

Embodied Carbon Results Breakdown (kg CO ₂ e)	
A1: Material extraction	314.09
A2: Transport	49.90
A3: Manufacturing	0.65
A4: Transport to Site	17.31
B1: Use	-
B3: Repair	38.32
C1: Deconstruction	-
C2: Transport	0.83
C3: Waste Processing	0.24
C4: Disposal	0.17

Embodied Carbon Results - without Refrigerant Leakage (kg CO ₂ e)	
A1-C4 (excluding B1,C1)	422
A1-C4 with Buffer Factor (excluding B1, C1)	548

Embodied Carbon Result - Refrigerant Leakage Only (kg CO ₂ e)	
B1 (Refrigerant leakage during use) + C1 (Refrigerant leakage end of life)	-

Assumptions	
A1: Material carbon coefficient source	TM65 Table 2.1 & The ICE Database
B1: Refrigerant annual leakage rate (%)	6
C1: Refrigerant end of life recovery rate (%)	97
B3: Materials replaced as part of repair (%)	10% (TM65 Assumption)
C4: Percentage of product going to landfill (%)	30

CMB-M108V-MB-SV

General Information

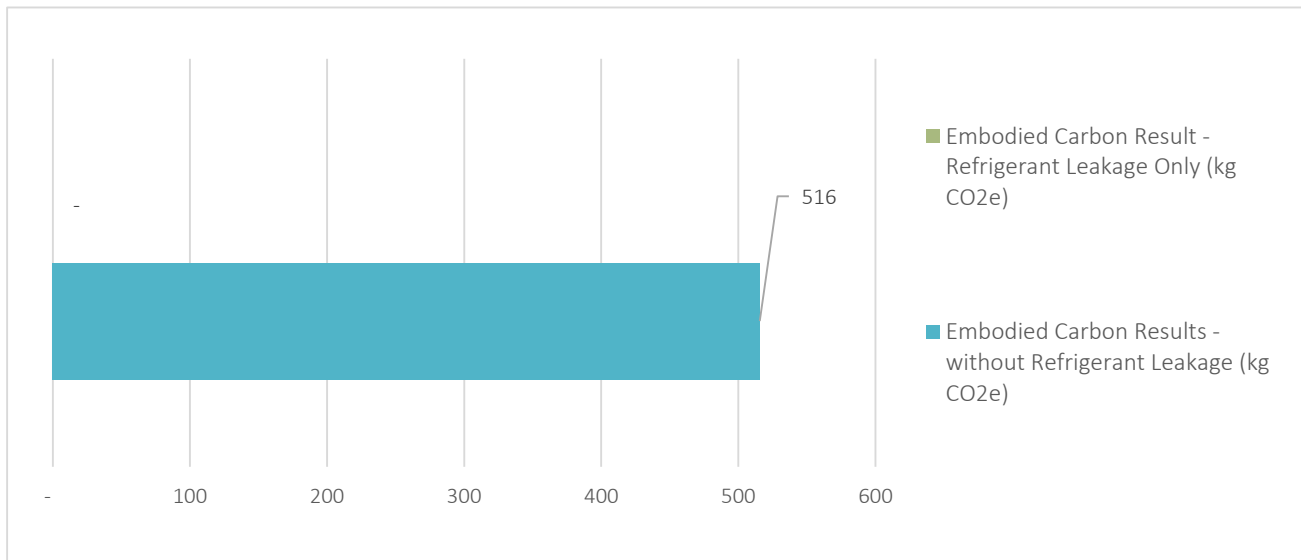
Date of assessment	23/04/2026
Name of assessor and organisation	RI/Mitsubishi Electric
Contact details of assessor	embodied.carbon@meuk.mee.com

Embodied Carbon Result with 'Mid-level TM65 Calculation' Method (kg CO₂e) - Total

Result (kgCO ₂ e) - Total	516
--------------------------------------	-----

Embodied Carbon Result per Port

Result (kgCO ₂ e/kW)	64.45
---------------------------------	-------


Product Information

Type of product	VRF Indoor Unit
Capacity of equipment [kW]*	0.00
Product weight (kg)	54.00
Material breakdown for at least 95% of the product weight? (Y/N)	Y
Service life of the product (years)	15
Type of refrigerant	R32
Refrigerant GWP	675
Energy consumption of the factory per unit of product [kW]	0.25
Location of manufacture	Japan
Product Complexity	Category 3: High

*Nominal cooling capacity conditions as per data book

CMB-M108V-MB-SV

Embodied Carbon Results Breakdown (kg CO ₂ e)	
A1: Material extraction	301
A2: Transport	43
A3: Manufacturing	1
A4: Transport to Site	15
B1: Use	-
B3: Repair	36
C1: Deconstruction	-
C2: Transport	1
C3: Waste Processing	0
C4: Disposal	0.1

Embodied Carbon Results - without Refrigerant Leakage (kg CO ₂ e)	
A1-C4 (excluding B1,C1)	397
A1-C4 with Buffer Factor (excluding B1, C1)	516

Embodied Carbon Result - Refrigerant Leakage Only (kg CO ₂ e)	
B1 (Refrigerant leakage during use) + C1 (Refrigerant leakage end of life)	-

Assumptions	
A1: Material carbon coefficient source	TM65 Table 2.1 & The ICE Database
B1: Refrigerant annual leakage rate (%)	6
C1: Refrigerant end of life recovery rate (%)	97
B3: Materials replaced as part of repair (%)	10% (TM65 Assumption)
C4: Percentage of product going to landfill (%)	30

CMB-M1012V-MA-SV

General Information

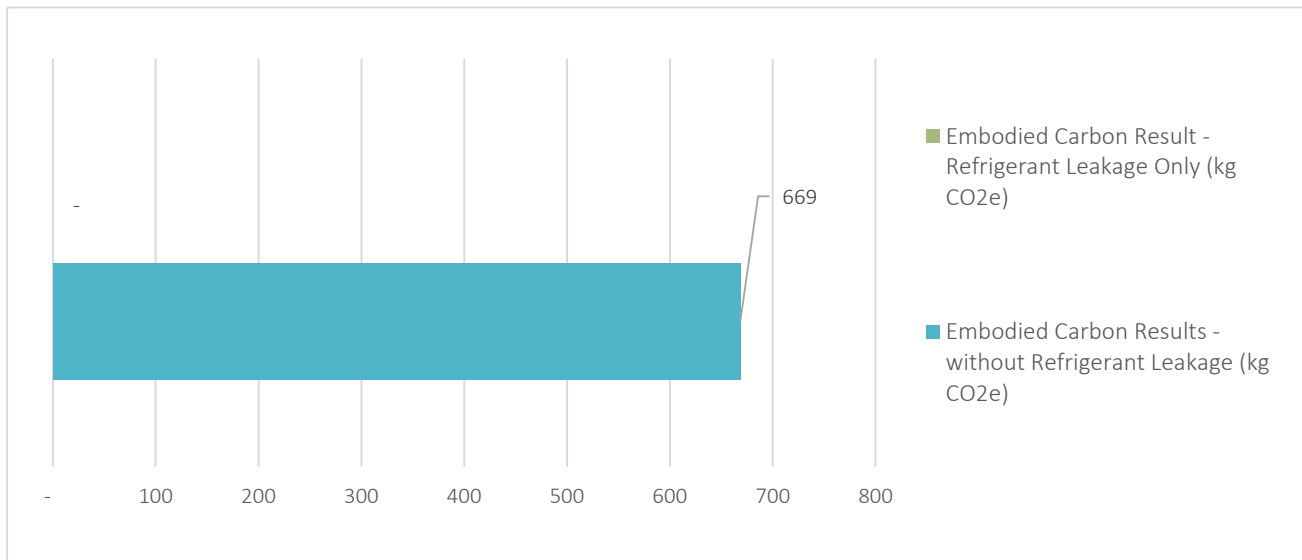
Date of assessment	13/04/2026
Name of assessor and organisation	RI/Mitsubishi Electric
Contact details of assessor	embodied.carbon@meuk.mee.com

Embodied Carbon Result with 'Mid-level TM65 Calculation' Method (kg CO₂e) - Total

Result (kgCO ₂ e) - Total	669
--------------------------------------	-----

Embodied Carbon Result per Total #Port

Result (kgCO ₂ e/kW)	55.72
---------------------------------	-------


Product Information

Type of product	VRF Indoor Unit
Capacity of equipment [kW]*	0.00
Product weight (kg)	77.00
Material breakdown for at least 95% of the product weight? (Y/N)	Y
Service life of the product (years)	15
Type of refrigerant	R32
Refrigerant GWP	675
Energy consumption of the factory per unit of product [kW]	0.36
Location of manufacture	Japan
Product Complexity	Category 3: High

*Nominal cooling capacity conditions as per data book

CMB-M1012V-MA-SV

Embodied Carbon Results Breakdown (kg CO ₂ e)	
A1: Material extraction	383.89
A2: Transport	60.98
A3: Manufacturing	0.80
A4: Transport to Site	20.34
B1: Use	-
B3: Repair	46.75
C1: Deconstruction	-
C2: Transport	1.02
C3: Waste Processing	0.30
C4: Disposal	0.21

Embodied Carbon Results - without Refrigerant Leakage (kg CO ₂ e)	
A1-C4 (excluding B1,C1)	514
A1-C4 with Buffer Factor (excluding B1, C1)	669

Embodied Carbon Result - Refrigerant Leakage Only (kg CO ₂ e)	
B1 (Refrigerant leakage during use) + C1 (Refrigerant leakage end of life)	-

Assumptions	
A1: Material carbon coefficient source	TM65 Table 2.1 & The ICE Database
B1: Refrigerant annual leakage rate (%)	6
C1: Refrigerant end of life recovery rate (%)	97
B3: Materials replaced as part of repair (%)	10% (TM65 Assumption)
C4: Percentage of product going to landfill (%)	30