

TM65 Embodied Carbon Mid-level Calculation

Page 1

PURY-EM200_250_300YXM-A

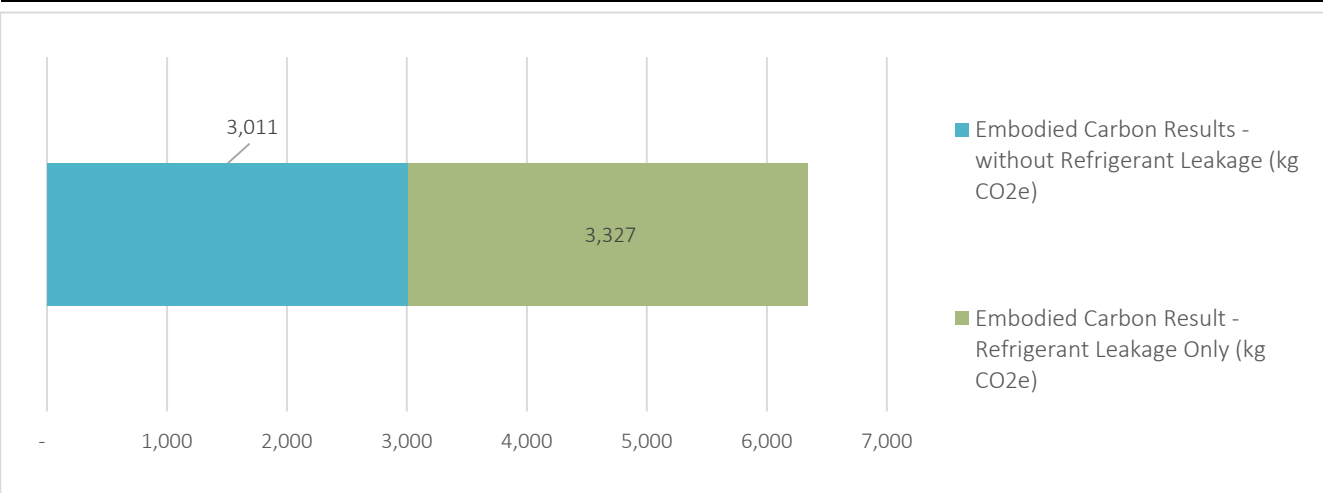
General Information

Date of assessment	07/04/2026
Name of assessor and organisation	RI/Mitsubishi Electric
Contact details of assessor	embodied.carbon@meuk.mee.com

Embodied Carbon Result with 'Mid-level TM65 Calculation' Method (kg CO₂e) - Total

Result (kgCO ₂ e) - Total	6,338
--------------------------------------	-------

	Embodied Carbon Result per kW (kg CO ₂ e/kW)	Capacity [kW]
Result	22.4	282.95
(kgCO ₂ e/kW)	28	226.36
	33.5	189.20



Product Information

Type of product	VRF Outdoor Unit
Capacity of equipment [kW]*	22.4/28/33.5
Product weight (kg)	273.00
Material breakdown for at least 95% of the product weight? (Y/N)	Y
Service life of the product (years)	15
Type of refrigerant	R32
Refrigerant GWP	675
Energy consumption of the factory per unit of product [kW]	1.26
Location of manufacture	Japan
Product Complexity	Category 3: High

*Nominal cooling capacity conditions as per data book

PURY-EM200_250_300YXM-A

Embodied Carbon Results Breakdown (kg CO₂e)

A1: Material extraction	1823.76
A2: Transport	212.02
A3: Manufacturing	2.84
A4: Transport to Site	61.67
B1: Use	3219.75
B3: Repair	210.56
C1: Deconstruction	107.33
C2: Transport	3.53
C3: Waste Processing	1.06
C4: Disposal	0.71

Embodied Carbon Results - without Refrigerant Leakage (kg CO₂e)

A1-C4 (excluding B1,C1)	2,316
A1-C4 with Buffer Factor (excluding B1, C1)	3,011

Embodied Carbon Result - Refrigerant Leakage Only (kg CO₂e)

B1 (Refrigerant leakage during use) + C1 (Refrigerant leakage end of life)	3,327
--	-------

Assumptions

A1: Material carbon coefficient source	TM65 Table 2.1 & The ICE Database
B1: Refrigerant annual leakage rate (%)	6
C1: Refrigerant end of life recovery rate (%)	97
B3: Materials replaced as part of repair (%)	10% (TM65 Assumption)
C4: Percentage of product going to landfill (%)	30

TM65 Embodied Carbon Mid-level Calculation

PURY-EM200_250_300YXM-A

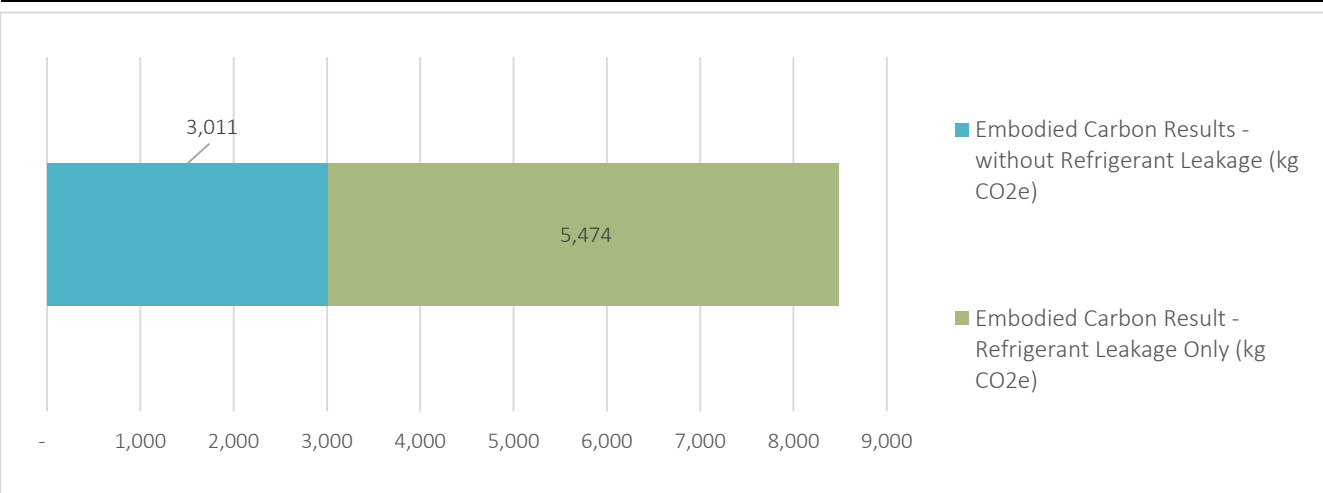
General Information

Date of assessment	07/04/2026
Name of assessor and organisation	RI/Mitsubishi Electric
Contact details of assessor	embodied.carbon@meuk.mee.com

Embodied Carbon Result with 'Mid-level TM65 Calculation' Method (kg CO₂e) - Total

Result (kgCO ₂ e) - Total	8,485
--------------------------------------	-------

Embodied Carbon Result per kW (kg CO ₂ e/kW)	Capacity [kW]	
Result	22.4	378.78
(kgCO ₂ e/kW)	28	303.02
	33.5	253.27



Product Information

Type of product	VRF Outdoor Unit
Capacity of equipment [kW]*	22.4/28/33.5
Product weight (kg)	273.00
Material breakdown for at least 95% of the product weight? (Y/N)	Y
Service life of the product (years)	25
Type of refrigerant	R32
Refrigerant GWP	675
Energy consumption of the factory per unit of product [kW]	1.26
Location of manufacture	Japan
Product Complexity	Category 3: High

*Nominal cooling capacity conditions as per data book

PURY-EM200_250_300YXM-A

Embodied Carbon Results Breakdown (kg CO ₂ e)	
A1: Material extraction	1823.76
A2: Transport	212.02
A3: Manufacturing	2.84
A4: Transport to Site	61.67
B1: Use	5366.25
B3: Repair	210.56
C1: Deconstruction	107.33
C2: Transport	3.53
C3: Waste Processing	1.06
C4: Disposal	0.71

Embodied Carbon Results - without Refrigerant Leakage (kg CO ₂ e)	
A1-C4 (excluding B1,C1)	2,316
A1-C4 with Buffer Factor (excluding B1, C1)	3,011

Embodied Carbon Result - Refrigerant Leakage Only (kg CO ₂ e)	
B1 (Refrigerant leakage during use) + C1 (Refrigerant leakage end of life)	5,474

Assumptions	
A1: Material carbon coefficient source	TM65 Table 2.1 & The ICE Database
B1: Refrigerant annual leakage rate (%)	6
C1: Refrigerant end of life recovery rate (%)	97
B3: Materials replaced as part of repair (%)	10% (TM65 Assumption)
C4: Percentage of product going to landfill (%)	30

PURY-EM350YXM-A

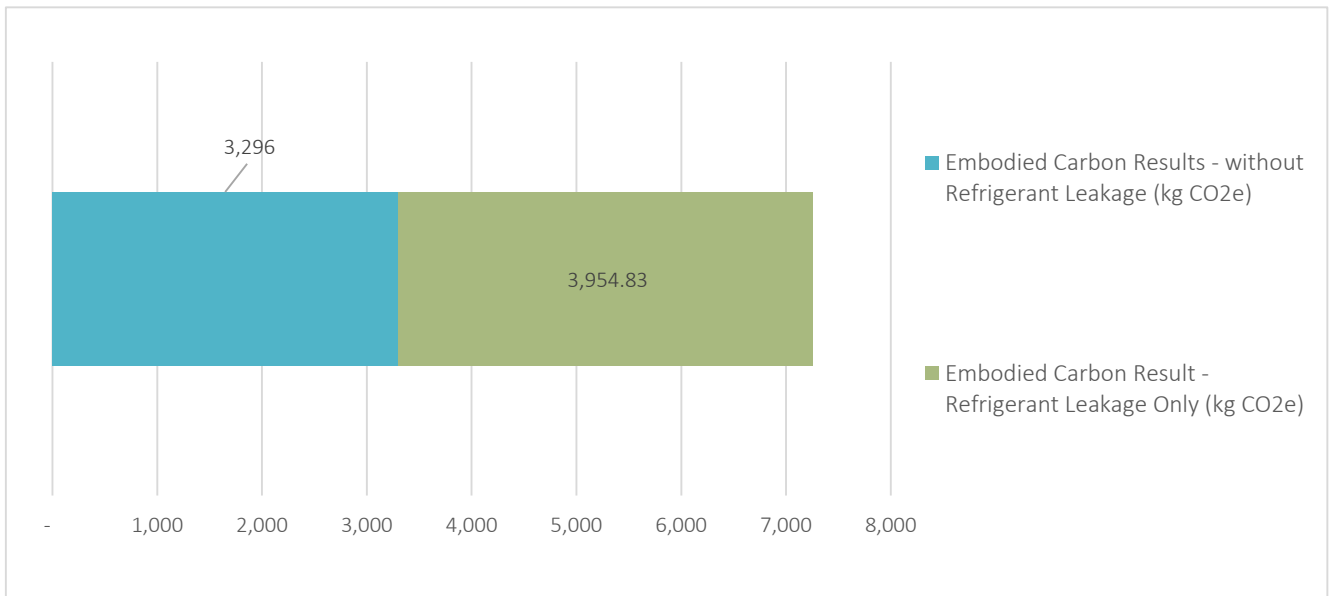
General Information

Date of assessment	07/04/2026
Name of assessor and organisation	RI/Mitsubishi Electric
Contact details of assessor	embodied.carbon@meuk.mee.com

Embodied Carbon Result with 'Mid-level TM65 Calculation' Method (kg CO₂e) - Total

 Result (kgCO₂e) - Total 7,251

Embodied Carbon Result per kW (kg CO₂e/kW)

 Result (kgCO₂e/kW) 181.27

Product Information

Type of product	VRF Outdoor Unit
Capacity of equipment [kW]*	40.00
Product weight (kg)	312.00
Material breakdown for at least 95% of the product weight? (Y/N)	Y
Service life of the product (years)	15
Type of refrigerant	R32
Refrigerant GWP	675
Energy consumption of the factory per unit of product [kW]	1.44
Location of manufacture	Japan
Product Complexity	Category 3: High

*Nominal cooling capacity conditions as per data book

PURY-EM350YXM-A

Embodied Carbon Results Breakdown (kg CO ₂ e)	
A1: Material extraction	1982.89
A2: Transport	242.11
A3: Manufacturing	3.24
A4: Transport to Site	70.55
B1: Use	3827.25
B3: Repair	230.49
C1: Deconstruction	127.58
C2: Transport	4.04
C3: Waste Processing	1.21
C4: Disposal	0.82

Embodied Carbon Results - without Refrigerant Leakage (kg CO ₂ e)	
A1-C4 (excluding B1,C1)	2,535
A1-C4 with Buffer Factor (excluding B1, C1)	3,296

Embodied Carbon Result - Refrigerant Leakage Only (kg CO ₂ e)	
B1 (Refrigerant leakage during use) + C1 (Refrigerant leakage end of life)	3,954.83

Assumptions	
A1: Material carbon coefficient source	TM65 Table 2.1 & The ICE Database
B1: Refrigerant annual leakage rate (%)	6
C1: Refrigerant end of life recovery rate (%)	97
B3: Materials replaced as part of repair (%)	10% (TM65 Assumption)
C4: Percentage of product going to landfill (%)	30

PURY-EM350YXM-A

General Information

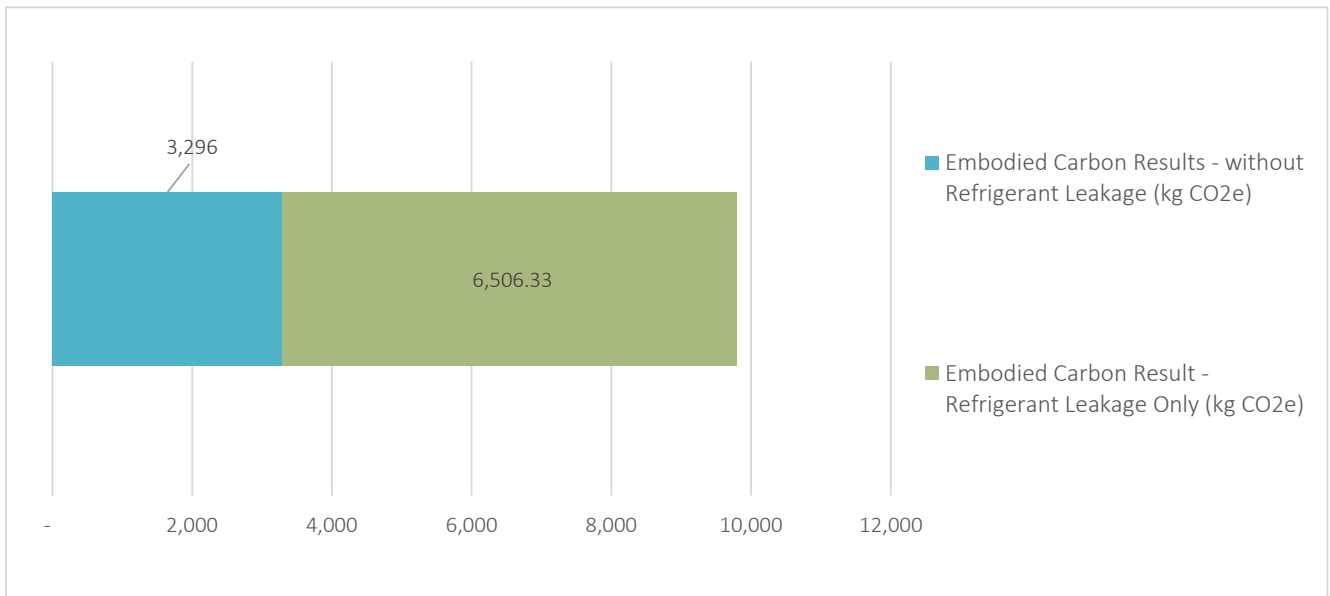
Date of assessment	07/04/2026
Name of assessor and organisation	RI/Mitsubishi Electric
Contact details of assessor	embodied.carbon@meuk.mee.com

Embodied Carbon Result with 'Mid-level TM65 Calculation' Method (kg CO₂e) - Total

Result (kgCO₂e) - Total 9,802

Embodied Carbon Result per kW (kg CO₂e/kW)

Result (kgCO₂e/kW) 245.06



Product Information

Type of product	VRF Outdoor Unit
Capacity of equipment [kW]*	40.00
Product weight (kg)	312.00
Material breakdown for at least 95% of the product weight? (Y/N)	Y
Service life of the product (years)	25
Type of refrigerant	R32
Refrigerant GWP	675
Energy consumption of the factory per unit of product [kW]	1.44
Location of manufacture	Japan
Product Complexity	Category 3: High

*Nominal cooling capacity conditions as per data book

PURY-EM350YXM-A

Embodied Carbon Results Breakdown (kg CO ₂ e)	
A1: Material extraction	1982.89
A2: Transport	242.11
A3: Manufacturing	3.24
A4: Transport to Site	70.55
B1: Use	6378.75
B3: Repair	230.49
C1: Deconstruction	127.58
C2: Transport	4.04
C3: Waste Processing	1.21
C4: Disposal	0.82

Embodied Carbon Results - without Refrigerant Leakage (kg CO ₂ e)	
A1-C4 (excluding B1,C1)	2,535
A1-C4 with Buffer Factor (excluding B1, C1)	3,296

Embodied Carbon Result - Refrigerant Leakage Only (kg CO ₂ e)	
B1 (Refrigerant leakage during use) + C1 (Refrigerant leakage end of life)	6,506.33

Assumptions	
A1: Material carbon coefficient source	TM65 Table 2.1 & The ICE Database
B1: Refrigerant annual leakage rate (%)	6
C1: Refrigerant end of life recovery rate (%)	97
B3: Materials replaced as part of repair (%)	10% (TM65 Assumption)
C4: Percentage of product going to landfill (%)	30

TM65 Embodied Carbon Mid-level Calculation

Page 1

PURY-EM400_450_500YXM-A

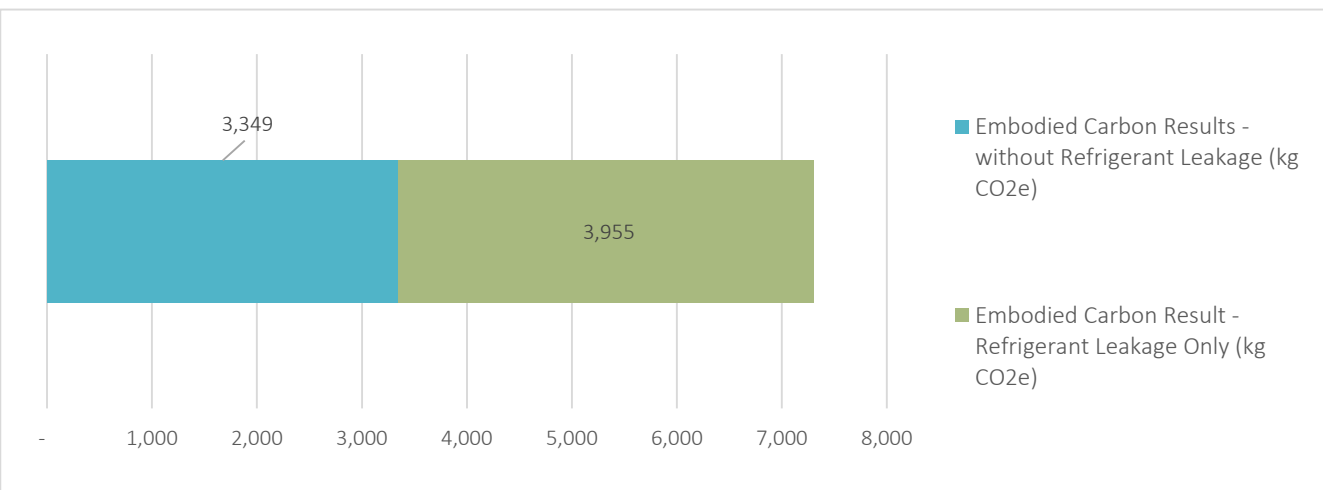
General Information

Date of assessment	07/04/2026
Name of assessor and organisation	RI/Mitsubishi Electric
Contact details of assessor	embodied.carbon@meuk.mee.com

Embodied Carbon Result with 'Mid-level TM65 Calculation' Method (kg CO₂e) - Total

Result (kgCO₂e) - Total 7,304

Embodied Carbon Result per kW (kg CO ₂ e/kW)	Capacity [kW]*	
Result	45	162.30
(kgCO ₂ e/kW)	50	146.07
	56	130.42



Product Information

Type of product	VRF Outdoor Unit
Capacity of equipment [kW]*	45/50/56
Product weight (kg)	317.00
Material breakdown for at least 95% of the product weight? (Y/N)	Y
Service life of the product (years)	15
Type of refrigerant	R32
Refrigerant GWP	675
Energy consumption of the factory per unit of product [kW]	1.46
Location of manufacture	Japan
Product Complexity	Category 3: High

*Nominal cooling capacity conditions as per data book

PURY-EM400_450_500YXM-A
Embodied Carbon Results Breakdown (kg CO₂e)

A1: Material extraction	2014.67
A2: Transport	246.07
A3: Manufacturing	3.29
A4: Transport to Site	71.63
B1: Use	3827.25
B3: Repair	234.18
C1: Deconstruction	127.58
C2: Transport	4.10
C3: Waste Processing	1.23
C4: Disposal	0.83

Embodied Carbon Results - without Refrigerant Leakage (kg CO₂e)

A1-C4 (excluding B1,C1)	2,576
A1-C4 with Buffer Factor (excluding B1, C1)	3,349

Embodied Carbon Result - Refrigerant Leakage Only (kg CO₂e)

B1 (Refrigerant leakage during use) + C1 (Refrigerant leakage end of life)	3,955
--	-------

Assumptions

A1: Material carbon coefficient source	TM65 Table 2.1 & The ICE Database
B1: Refrigerant annual leakage rate (%)	6
C1: Refrigerant end of life recovery rate (%)	97
B3: Materials replaced as part of repair (%)	10% (TM65 Assumption)
C4: Percentage of product going to landfill (%)	30

TM65 Embodied Carbon Mid-level Calculation

Page 1

PURY-EM400_450_500YXM-A

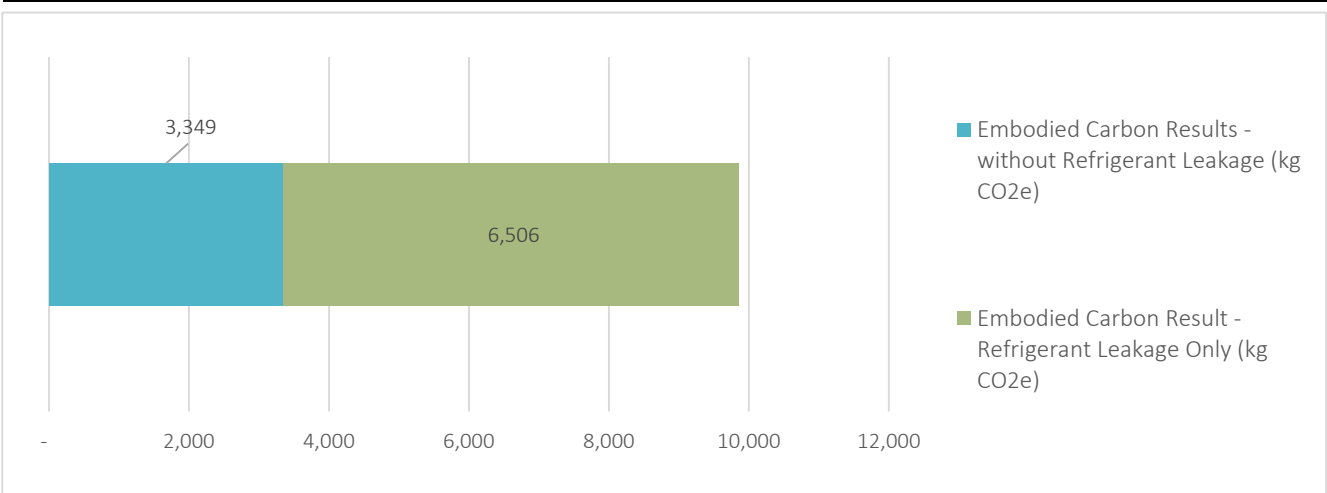
General Information

Date of assessment	07/04/2026
Name of assessor and organisation	RI/Mitsubishi Electric
Contact details of assessor	embodied.carbon@meuk.mee.com

Embodied Carbon Result with 'Mid-level TM65 Calculation' Method (kg CO₂e) - Total

Result (kgCO ₂ e) - Total	9,855
--------------------------------------	-------

Embodied Carbon Result per kW (kg CO ₂ e/kW)	Capacity [kW]*	
Result	45	219.00
(kgCO ₂ e/kW)	50	197.10
	56	175.98



Product Information

Type of product	VRF Outdoor Unit
Capacity of equipment [kW]*	45/50/56
Product weight (kg)	317.00
Material breakdown for at least 95% of the product weight? (Y/N)	Y
Service life of the product (years)	25
Type of refrigerant	R32
Refrigerant GWP	675
Energy consumption of the factory per unit of product [kW]	1.46
Location of manufacture	Japan
Product Complexity	Category 3: High

*Nominal cooling capacity conditions as per data book

PURY-EM400_450_500YXM-A

Embodied Carbon Results Breakdown (kg CO ₂ e)	
A1: Material extraction	2014.67
A2: Transport	246.07
A3: Manufacturing	3.29
A4: Transport to Site	71.63
B1: Use	6378.75
B3: Repair	234.18
C1: Deconstruction	127.58
C2: Transport	4.10
C3: Waste Processing	1.23
C4: Disposal	0.83

Embodied Carbon Results - without Refrigerant Leakage (kg CO ₂ e)	
A1-C4 (excluding B1,C1)	2,576
A1-C4 with Buffer Factor (excluding B1, C1)	3,349

Embodied Carbon Result - Refrigerant Leakage Only (kg CO ₂ e)	
B1 (Refrigerant leakage during use) + C1 (Refrigerant leakage end of life)	6,506

Assumptions	
A1: Material carbon coefficient source	TM65 Table 2.1 & The ICE Database
B1: Refrigerant annual leakage rate (%)	6
C1: Refrigerant end of life recovery rate (%)	97
B3: Materials replaced as part of repair (%)	10% (TM65 Assumption)
C4: Percentage of product going to landfill (%)	30