

# Y Series Standard Efficiency Heat Pump Outdoor Unit (22-45kW)



The **City Multi Y Series VRF Heat Pump systems** provide a simple and flexible solution where heating or cooling is required across all or selected indoor units at any given time.

With a modular outdoor unit design, the system offers complete design freedom and is well suited to applications such as open-plan offices, call centres, and retail spaces.



## Key Features & Benefits:

- **Energy Efficient Heat Pump Operation** - Delivers effective heating or cooling to internal spaces, supporting a simple and flexible system design
- **Lower GWP R32 Refrigerant** - for reduced carbon impact and future-ready legislation compliance
- **Ultra-Compact Modular Design** - Smaller unit footprint allows installation in tight spaces without compromising on performance
- **Broad Indoor Unit Compatibility** - Connects to a wide range of unit types and capacities, making it suitable for varied building applications
- **Extended Heating Range (-25°C)** - Ensures reliable heating even in severe winter conditions by maintaining efficient system operation
- **Easy-to-Maintain Safety Feature Options** - For reduced onsite time and costs while supporting occupant peace of mind
- **Low Noise Operation** - Features a 5-step low noise mode that minimises sound levels for quieter surroundings
- **113m Vertical Height Separation** - Offers generous height allowance between indoor and outdoor units, enabling design flexibility in larger buildings



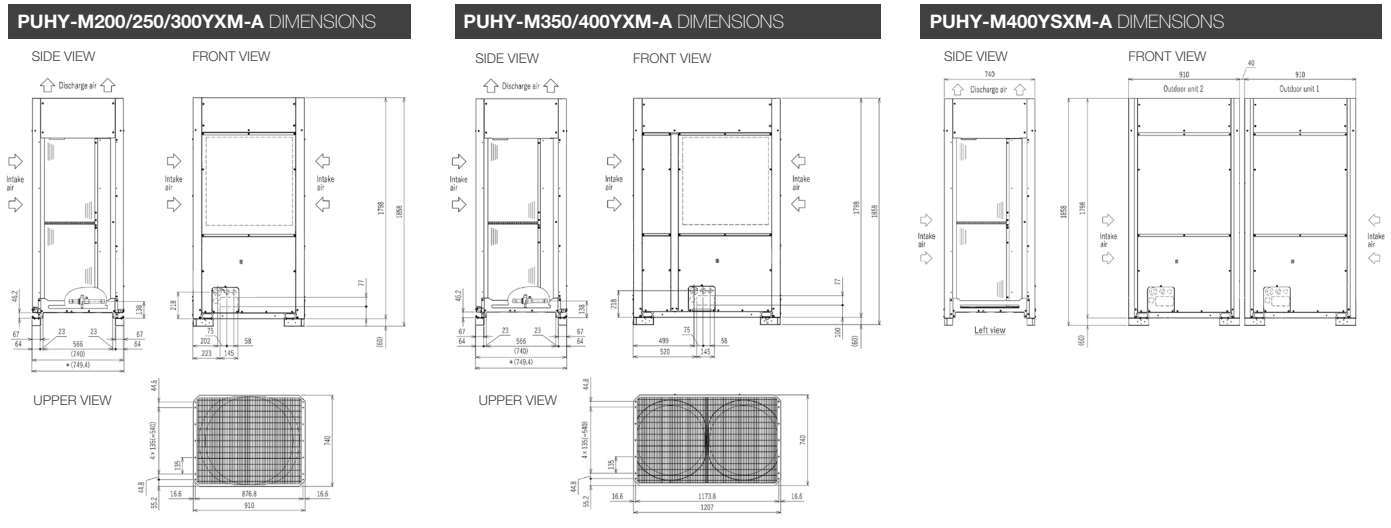
# Air Conditioning Product Information

## Y Series Standard Efficiency Heat Pump Outdoor Unit (22-45kW)



PUHY-M-Y(S)XM-A OUTDOOR UNITS		PUHY-M200YXM-A	PUHY-M250YXM-A	PUHY-M300YXM-A	PUHY-M350YXM-A	PUHY-M400YXM-A	PUHY-M400YSXM-A	
CAPACITY (kW)	Heating (nominal max)	25.0	31.5	37.5	45.0	50.0	50.0	
	Cooling (nominal)	22.4	28.0	33.5	40.0	45.0	44.8	
	High Performance Heating (UK)	25.0	31.5	37.5	45.0	50.0	50.0	
	COP Priority Heating (UK)	24.0	30.2	36.0	43.2	48.0	48.0	
	Cooling (UK)	20.0	25.1	30.0	35.8	40.1	40.1	
POWER INPUT (kW)	Heating (nominal max)	5.48	7.48	9.19	12.19	13.51	11.31	
	Cooling (nominal)	5.47	7.69	9.25	11.46	13.04	11.14	
	High Performance Heating (UK)	7.23	10.17	12.87	16.58	18.78	14.93	
	COP Priority Heating (UK)	6.62	9.04	11.03	14.99	16.64	13.57	
	Cooling (UK)	4.98	6.84	8.23	10.54	12.00	10.14	
COP / EER (nominal max)		4.56 / 4.09	4.21 / 3.64	4.08 / 3.62	3.69 / 3.49	3.70 / 3.45	4.42 / 4.02	
SCOP / SEER		4.75 / 7.72	4.75 / 7.40	4.76 / 7.72	4.76 / 7.96	4.59 / 7.59	4.75 / 7.64	
MAX NO. OF CONNECTABLE INDOOR UNITS		14	17	21	25	28	28	
MAX CONNECTABLE CAPACITY		50~130% OU Capacity	50~130% OU Capacity	50~130% OU Capacity	50~130% OU Capacity	50~130% OU Capacity	50~130% OU Capacity	
AIRFLOW (m³/min)	High	170	180	235	220	260	170 / 170	
	Gas	22.2 (7/8")	22.2 (7/8")	22.2 (7/8")	28.58 (1-1/8")	28.58 (1-1/8")	28.58 (1-1/8")	
PIPE SIZE mm (in)	Liquid	9.52 (3/8")	9.52 (3/8")*2	9.52 (3/8")*2	12.7 (1/2")	12.7 (1/2")	12.7 (1/2")	
	Heating / Cooling	57.5 / 56.0	58.0 / 56.0	63.5 / 60.5	63.0 / 57.5	64.0 / 61.0	61.0 / 60.0	
SOUND PRESSURE LEVEL (dBA)		78.0 / 75.0	79.0 / 78.0	83.0 / 80.0	82.0 / 78.0	86.0 / 82.0	82.0 / 79.0	
WEIGHT (kg)		262	262	263	319	324	262 + 262	
DIMENSIONS (mm)	Width	910	910	910	1207	1207	910 + 910	
	Depth	740	740	740	740	740	740	
	Height	1858	1858	1858	1858	1858	1858	
(1798mm without legs)								
ELECTRICAL SUPPLY <sup>1)</sup>		380-415v, 50Hz	380-415v, 50Hz	380-415v, 50Hz	380-415v, 50Hz	380-415v, 50Hz	380-415v, 50Hz	
PHASE <sup>1)</sup>		Three	Three	Three	Three	Three	Three	
STARTING CURRENT (A) <sup>1)</sup>		8	8	8	8	8	8	
NOMINAL SYSTEM RUNNING CURRENT (A) <sup>1)</sup>		Heating / Cooling [MAX]	8.7 / 8.7 [21.4]	11.9 / 12.3 [21.4]	14.7 / 14.8 [26.5]	19.5 / 18.3 [27.3]	21.6 / 20.9 [30.4]	18.1 / 17.8 [21.4 + 21.4]
GUARANTEED OPERATING RANGE (°C)		Heating / Cooling	-25~15.5 / -5~52	-25~15.5 / -5~52	-25~15.5 / -5~52	-25~15.5 / -5~52	-25~15.5 / -5~52	
FUSE RATING (MCB sizes BS EN 60947-2) - (A) <sup>1)</sup>			1 x 25	1 x 25	1 x 32	1 x 32	1 x 25 / 1 x 25	
MAINS CABLE No. Cores <sup>1)</sup>			4 + earth	4 + earth	4 + earth	4 + earth	4 + earth / 4 + earth	
CHARGE REFRIGERANT (kg) / CO <sub>2</sub> EQUIVALENT (t) R32 (GWP 675)			8.0 / 5.4	8.0 / 5.4	8.0 / 5.4	9.3 / 6.3	16.0 / 10.8	
MAX ADDITIONAL REFRIGERANT (kg) / CO <sub>2</sub> EQUIVALENT (t) R32 (GWP 675)			18.5 / 12.5	24.5 / 16.5	24.5 / 16.5	25.4 / 17.1	27.6 / 18.6	

Notes: ErP Lot 6 calculation method to EN14825. <sup>1)</sup> A separate power supply is required for each module. Where more than one figure is quoted there are multiple modules. <sup>2)</sup> 12.7mm(1/2") if P250 furthest length ≥ 90m, P300 furthest length ≥ 40m.



Telephone: 01707 282880  
 email: [air.conditioning@meuk.mee.com](mailto:air.conditioning@meuk.mee.com)  
[les.mitsubishielectric.co.uk](http://les.mitsubishielectric.co.uk)



UNITED KINGDOM Mitsubishi Electric Europe Living Environment Systems Division, Travellers Lane, Hatfield, Hertfordshire, AL10 8XB, England. Telephone: 01707 282880  
 IRELAND Mitsubishi Electric Europe, Plunkett House, Grange Castle Business Park, Nangor Road, Dublin 22, Ireland. Telephone: (00353) 1 4198800 Email: [sales.info@meir.mee.com](mailto:sales.info@meir.mee.com) Web: [les.mitsubishielectric.ie](http://les.mitsubishielectric.ie)

Country of origin: United Kingdom - Italy - Turkey - Japan - Thailand - Malaysia. ©Mitsubishi Electric Europe 2026. Mitsubishi and Mitsubishi Electric are trademarks of Mitsubishi Electric B.V. The company reserves the right to make any variation in technical specification to the equipment described, or to withdraw or replace products without prior notification or public announcement. Mitsubishi Electric is constantly developing and improving its products. All descriptions, illustrations, drawings and specifications in this publication present only general particulars and shall not form part of any contract. All goods are supplied subject to the Company's General Conditions of Sale, a copy of which is available on request. Third-party product and brand names may be trademarks or registered trademarks of their respective owners.

Note: The fuse rating is for guidance only and please refer to the relevant databook for detailed specification. It is the responsibility of a qualified electrician/electrical engineer to select the correct cable size and fuse rating based on current regulation and site specific conditions. Mitsubishi Electric's air conditioning equipment and heat pump systems contain a fluorinated greenhouse gas, R410A (GWP:2088), R32 (GWP:675), R407C (GWP:1774), R134a (GWP:1430), R513A (GWP:631), R454B (GWP:466), R515B (GWP:292), R454C (GWP:148), R1234ze (GWP:7) or R1234yf (GWP:4). \*These GWP values are based on Regulation (EU) No 517/2014 from IPCC 4th edition. Mitsubishi Electric's air conditioning equipment and heat pump systems contain a hydrocarbon, R290 (GWP:0.02). \*These GWP values are based on IPCC 6th edition.

Effective as of March 2026



# Y Series Standard Efficiency Heat Pump Outdoor Unit (50-62kW)



The **City Multi Y Series VRF Heat Pump systems** provide a simple and flexible solution where heating or cooling is required across all or selected indoor units at any given time.

With a modular outdoor unit design, the system offers complete design freedom and is well suited to applications such as open-plan offices, call centres, and retail spaces.



## Key Features & Benefits:

- **Energy Efficient Heat Pump Operation** - Delivers effective heating or cooling to internal spaces, supporting a simple and flexible system design
- **Lower GWP R32 Refrigerant** - for reduced carbon impact and future-ready legislation compliance
- **Ultra-Compact Modular Design** - Smaller unit footprint allows installation in tight spaces without compromising on performance
- **Broad Indoor Unit Compatibility** - Connects to a wide range of unit types and capacities, making it suitable for varied building applications
- **Extended Heating Range (-25°C)** - Ensures reliable heating even in severe winter conditions by maintaining efficient system operation
- **Easy-to-Maintain Safety Feature Options** - For reduced onsite time and costs while supporting occupant peace of mind
- **Low Noise Operation** - Features a 5-step low noise mode that minimises sound levels for quieter surroundings
- **113m Vertical Height Separation** - Offers generous height allowance between indoor and outdoor units, enabling design flexibility in larger buildings

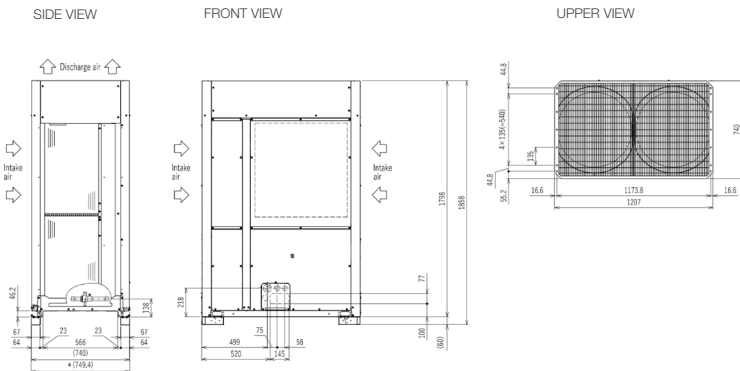




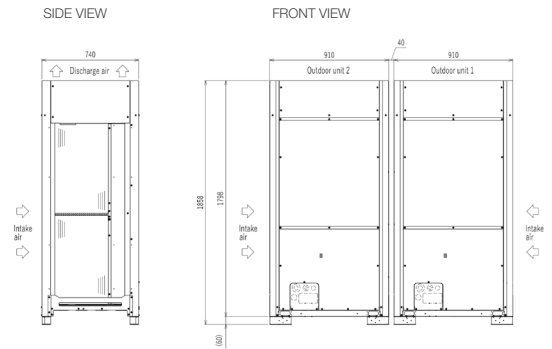
PUHY-M-Y(S)XM-A OUTDOOR UNITS		PUHY-M450YXM-A	PUHY-M450YSXM-A	PUHY-M500YXM-A	PUHY-M500YSXM-A	PUHY-M550YSXM-A	
CAPACITY (kW)	Heating (nominal max)	56.0	56.5	58.0	63.0	69.0	
	Cooling (nominal)	50.0	50.4	56.0	56.0	61.5	
	High Performance Heating (UK)	52.6	56.5	54.2	63.0	69.0	
	COP Priority Heating (UK)	49.3	54.2	51.0	60.5	66.2	
	Cooling (UK)	44.5	45.1	49.8	50.1	55.0	
POWER INPUT (kW)	Heating (nominal max)	16.13	13.29	16.95	15.44	17.16	
	Cooling (nominal)	15.10	13.33	18.85	15.77	17.52	
	High Performance Heating (UK)	18.87	18.07	19.93	21.12	23.89	
	COP Priority Heating (UK)	17.10	15.95	17.97	18.53	20.59	
	Cooling (UK)	13.89	12.00	17.34	14.04	15.59	
COP / EER (nominal max)		3.47 / 3.31	4.25 / 3.78	3.42 / 2.97	4.08 / 3.55	4.02 / 3.51	
SCOP / SEER		4.46 / 7.50	4.75 / 7.47	4.36 / 7.03	4.75 / 7.39	4.75 / 7.42	
MAX NO. OF CONNECTABLE INDOOR UNITS		32	32	35	35	39	
MAX CONNECTABLE CAPACITY		50~130% OU Capacity	50~130% OU Capacity	50~130% OU Capacity	50~130% OU Capacity	50~130% OU Capacity	
AIRFLOW (m³/min)	High	300	180 / 170	305	180 / 180	235 / 180	
	Gas	28.58 (1-1/8")	28.58 (1-1/8")	28.58 (1-1/8")	28.58 (1-1/8")	28.58 (1-1/8")	
PIPE SIZE mm (in)	Liquid	15.88 (5/8")	15.88 (5/8")	15.88 (5/8")	15.88 (5/8")	15.88 (5/8")	
	Heating / Cooling	68.0 / 63.0	61.0 / 60.0	69.5 / 67.5	62.0 / 60.0	65.0 / 62.0	
SOUND PRESSURE LEVEL (dBA)		Heating / Cooling	89.0 / 83.0	82.0 / 80.0	91.0 / 87.0	83.0 / 82.0	
SOUND POWER LEVEL (dBA)		Heating / Cooling	89.0 / 83.0	82.0 / 80.0	91.0 / 87.0	83.0 / 82.0	
WEIGHT (kg)		324	262 + 262	324	262 + 262	263 + 262	
DIMENSIONS (mm)	Width	1207	910 + 910	1207	910 + 910	910 + 910	
	Depth	740	740	740	740	740	
	Height	1858	1858	1858	1858	1858	
(1798mm without legs)							
ELECTRICAL SUPPLY*		380-415v, 50Hz	380-415v, 50Hz	380-415v, 50Hz	380-415v, 50Hz	380-415v, 50Hz	
PHASE <sup>†</sup>		Three	Three	Three	Three	Three	
STARTING CURRENT (A) <sup>†</sup>		8	8	8	8	8	
NOMINAL SYSTEM RUNNING CURRENT (A) <sup>†</sup>		Heating / Cooling [MAX]	25.8 / 24.2 [30.4]	21.3 / 21.3 [21.4 + 21.4]	27.1 / 30.2 [33.4]	24.7 / 25.2 [21.4 + 21.4]	27.5 / 28.0 [21.4 + 26.5]
GUARANTEED OPERATING RANGE (°C)		Heating / Cooling	-25~-15.5 / -5~-52	-25~-15.5 / -5~-52	-25~-15.5 / -5~-52	-25~-15.5 / -5~-52	
FUSE RATING (MCB sizes BS EN 60947-2) - (A) <sup>†</sup>		1 x 32	1 x 25 / 1 x 25	1 x 40	1 x 25 / 1 x 25	1 x 25 / 1 x 32	
MAINS CABLE No. Cores <sup>†</sup>		4 + earth	4 + earth / 4 + earth	4 + earth	4 + earth / 4 + earth	4 + earth / 4 + earth	
CHARGE REFRIGERANT (kg) / CO <sub>2</sub> EQUIVALENT (t) R32 (GWP 675)		9.3 / 6.3	16.0 / 10.8	9.3 / 6.3	16.0 / 10.8	16.0 / 10.8	
MAX ADDITIONAL REFRIGERANT (kg) / CO <sub>2</sub> EQUIVALENT (t) R32 (GWP 675)		25.4 / 17.1	37.0 / 25.0	25.4 / 17.1	37.0 / 25.0	37.0 / 25.0	

Notes: ErP Lot 6 calculation method to EN14825. \*1 A separate power supply is required for each module. Where more than one figure is quoted there are multiple modules.

### PUHY-M450/500YXM-A DIMENSIONS



### PUHY-M450/500/550/600YSXM-A DIMENSIONS



Telephone: 01707 282880  
email: [air.conditioning@meuk.mee.com](mailto:air.conditioning@meuk.mee.com)  
[les.mitsubishielectric.co.uk](http://les.mitsubishielectric.co.uk)



Mitsubishi Electric Living  
Environmental Systems UK

Mitsubishi Electric  
Cooling and Heating UK

[mitsubishielectricuk\\_les](https://www.instagram.com/mitsubishielectricuk_les)

Mitsubishi Electric Living  
Environmental Systems UK

[thehub.mitsubishielectric.co.uk](http://thehub.mitsubishielectric.co.uk)

UNITED KINGDOM Mitsubishi Electric Europe Living Environment Systems Division, Travellers Lane, Hatfield, Hertfordshire, AL10 8XB, England. Telephone: 01707 282880

IRELAND Mitsubishi Electric Europe, Plunkett House, Grange Castle Business Park, Nangor Road, Dublin 22, Ireland. Telephone: (00353) 1 4198800 Email: [sales.info@meir.mee.com](mailto:sales.info@meir.mee.com) Web: [les.mitsubishielectric.ie](http://les.mitsubishielectric.ie)

Country of origin: United Kingdom - Italy - Turkey - Japan - Thailand - Malaysia. ©Mitsubishi Electric Europe 2026. Mitsubishi and Mitsubishi Electric are trademarks of Mitsubishi Electric Europe B.V. The company reserves the right to make any variation in technical specification to the equipment described, or to withdraw or replace products without prior notification or public announcement. Mitsubishi Electric is constantly developing and improving its products. All descriptions, illustrations, drawings and specifications in this publication present only general particulars and shall not form part of any contract. All goods are supplied subject to the Company's General Conditions of Sale, a copy of which is available on request. Third-party product and brand names may be trademarks or registered trademarks of their respective owners.

Note: The fuse rating is for guidance only and please refer to the relevant databook for detailed specification. It is the responsibility of a qualified electrician/electrical engineer to select the correct cable size and fuse rating based on current regulation and site specific conditions. Mitsubishi Electric's air conditioning equipment and heat pump systems contain a fluorinated greenhouse gas, R410A (GWP:2088), R32 (GWP:675), R407C (GWP:1774), R134a (GWP:1430), R513A (GWP:631), R454B (GWP:466), R515B (GWP:292), R454C (GWP:148), R1234ze (GWP:7) or R1234yf (GWP:4). \*These GWP values are based on Regulation (EU) No 517/2014 from IPCC 4th edition. Mitsubishi Electric's air conditioning equipment and heat pump systems contain a hydrocarbon, R290 (GWP:0.02). \*These GWP values are based on IPCC 6th edition.

Effective as of March 2026



# Y Series Standard Efficiency Heat Pump Outdoor Unit (100-112kW)



The **City Multi Y Series VRF Heat Pump systems** provide a simple and flexible solution where heating or cooling is required across all or selected indoor units at any given time.

With a modular outdoor unit design, the system offers complete design freedom and is well suited to applications such as open-plan offices, call centres, and retail spaces.



## Key Features & Benefits:

- **Energy Efficient Heat Pump Operation** - Delivers effective heating or cooling to internal spaces, supporting a simple and flexible system design
- **Lower GWP R32 Refrigerant** - for reduced carbon impact and future-ready legislation compliance
- **Ultra-Compact Modular Design** - Smaller unit footprint allows installation in tight spaces without compromising on performance
- **Broad Indoor Unit Compatibility** - Connects to a wide range of unit types and capacities, making it suitable for varied building applications
- **Extended Heating Range (-25°C)** - Ensures reliable heating even in severe winter conditions by maintaining efficient system operation
- **Easy-to-Maintain Safety Feature Options** - For reduced onsite time and costs while supporting occupant peace of mind
- **Low Noise Operation** - Features a 5-step low noise mode that minimises sound levels for quieter surroundings
- **113m Vertical Height Separation** - Offers generous height allowance between indoor and outdoor units, enabling design flexibility in larger buildings



# Y Series Standard Efficiency Heat Pump Outdoor Unit (100-112kW)

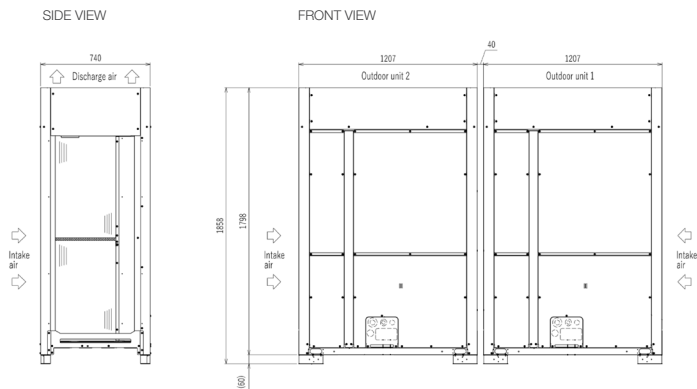
## Air Conditioning Product Information



PUHY-M-YSXM-A OUTDOOR UNITS		PUHY-M900YSXM-A	PUHY-M950YSXM-A	PUHY-M1000YSXM-A
CAPACITY (kW)	Heating (nominal max)	112.0	114.0	116.0
	Cooling (nominal)	100.0	106.0	112.0
	High Performance Heating (UK)	104.2	106.0	107.9
	COP Priority Heating (UK)	98.6	100.3	102.1
	Cooling (UK)	89.0	94.3	99.7
POWER INPUT (kW)	Heating (nominal max)	33.33	34.13	35.04
	Cooling (nominal)	31.15	34.86	39.16
	High Performance Heating (UK)	39.00	39.93	41.00
	COP Priority Heating (UK)	35.33	36.18	37.14
	Cooling (UK)	28.66	32.07	36.03
COP / EER (nominal max)		3.36 / 3.21	3.34 / 3.04	3.31 / 2.86
SCOP / SEER		4.46 / 7.37	4.41 / 7.13	4.36 / 6.89
MAX NO. OF CONNECTABLE INDOOR UNITS		50	50	50
MAX CONNECTABLE CAPACITY		50~130% OU Capacity	50~130% OU Capacity	50~130% OU Capacity
AIRFLOW (m <sup>3</sup> /min)	High	300 / 300	305 / 300	305 / 305
	Gas	41.28 (1-5/8")	41.28 (1-5/8")	41.28 (1-5/8")
PIPE SIZE mm (in)	Liquid	19.05 (3/4")	19.05 (3/4")	19.05 (3/4")
	Heating / Cooling	72.0 / 67.0	72.0 / 69.0	73.0 / 71.0
SOUND PRESSURE LEVEL (dBA)		93.0 / 87.0	94.0 / 89.0	95.0 / 91.0
SOUND POWER LEVEL (dBA)		324 + 324	324 + 324	324 + 324
WEIGHT (kg)	Width	1207 + 1207	1207 + 1207	1207 + 1207
	Depth	740	740	740
	Height	1858	1858	1858
DIMENSIONS (mm)				
(1798mm without legs)				
ELECTRICAL SUPPLY <sup>*1</sup>		380-415v, 50Hz	380-415v, 50Hz	380-415v, 50Hz
PHASE <sup>*1</sup>		Three	Three	Three
STARTING CURRENT (A) <sup>*1</sup>		8	8	8
NOMINAL SYSTEM RUNNING CURRENT (A) <sup>*1</sup>		Heating / Cooling [MAX] 53.4 / 49.9 [30.4 + 30.4]	54.7 / 55.9 [30.4 + 33.4]	56.1 / 62.8 [33.4 + 33.4]
GUARANTEED OPERATING RANGE (°C)		Heating / Cooling -25~-15.5 / -5~-52	-25~-15.5 / -5~-52	-25~-15.5 / -5~-52
FUSE RATING (MCB sizes BS EN 60947-2) - (A) <sup>*1</sup>		1 x 32 / 1 x 32	1 x 32 / 1 x 40	1 x 40 / 1 x 40
MAINS CABLE No. Cores <sup>*1</sup>		4 + earth / 4 + earth	4 + earth / 4 + earth	4 + earth / 4 + earth
CHARGE REFRIGERANT (kg) / CO <sub>2</sub> EQUIVALENT (t) R32 (GWP 675)		18.6 / 12.6	18.6 / 12.6	18.6 / 12.6
MAX ADDITIONAL REFRIGERANT (kg) / CO <sub>2</sub> EQUIVALENT (t) R32 (GWP 675)		35.5 / 24.0	35.5 / 24.0	35.5 / 24.0

Notes: ErP Lot 6 calculation method to EN14825. \*1 A separate power supply is required for each module. Where more than one figure is quoted there are multiple modules.

### PUHY-M900/950/1000YSXM-A DIMENSIONS



Telephone: 01707 282880  
 email: [air.conditioning@meuk.mee.com](mailto:air.conditioning@meuk.mee.com)  
[les.mitsubishielectric.co.uk](http://les.mitsubishielectric.co.uk)

- @meuk\_les @green\_gateway
- Mitsubishi Electric Living Environmental Systems UK
- Mitsubishi Electric Cooling and Heating UK
- mitsubishielectricuk\_les
- Mitsubishi Electric Living Environmental Systems UK
- [thehub.mitsubishielectric.co.uk](http://thehub.mitsubishielectric.co.uk)

UNITED KINGDOM Mitsubishi Electric Europe Living Environment Systems Division, Travellers Lane, Hatfield, Hertfordshire, AL10 8XB, England. Telephone: 01707 282880  
 IRELAND Mitsubishi Electric Europe, Plunkett House, Grange Castle Business Park, Nangor Road, Dublin 22, Ireland. Telephone: (00353) 1 4198800 Email: [sales.info@meir.mee.com](mailto:sales.info@meir.mee.com) Web: [les.mitsubishielectric.ie](http://les.mitsubishielectric.ie)

Country of origin: United Kingdom - Italy - Turkey - Japan - Thailand - Malaysia. ©Mitsubishi Electric Europe 2026. Mitsubishi and Mitsubishi Electric are trademarks of Mitsubishi Electric Europe B.V. The company reserves the right to make any variation in technical specification to the equipment described, or to withdraw or replace products without prior notification or public announcement. Mitsubishi Electric is constantly developing and improving its products. All descriptions, illustrations, drawings and specifications in this publication present only general particulars and shall not form part of any contract. All goods are supplied subject to the Company's General Conditions of Sale, a copy of which is available on request. Third-party product and brand names may be trademarks or registered trademarks of their respective owners.

Note: The fuse rating is for guidance only and please refer to the relevant databook for detailed specification. It is the responsibility of a qualified electrician/electrical engineer to select the correct cable size and fuse rating based on current regulation and site specific conditions. Mitsubishi Electric's air conditioning equipment and heat pump systems contain a fluorinated greenhouse gas, R410A (GWP:2088), R32 (GWP:675), R407C (GWP:1774), R134a (GWP:1430), R513A (GWP:631), R454B (GWP:466), R515B (GWP:292), R454C (GWP:148), R1234ze (GWP:7) or R1234yf (GWP:4). \*These GWP values are based on Regulation (EU) No 517/2014 from IPCC 4th edition. Mitsubishi Electric's air conditioning equipment and heat pump systems contain a hydrocarbon, R290 (GWP:0.02). \*These GWP values are based on IPCC 6th edition.

Effective as of March 2026

