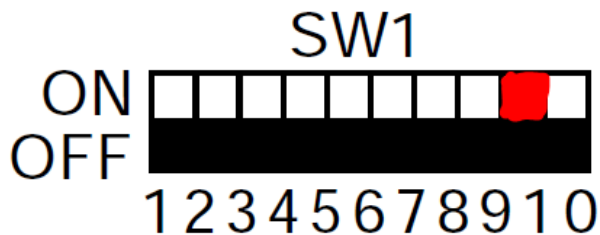


Technical Bulletin

Number	M018
Subject	Mitsubishi Auto Restart After Power Failure
Date	08 th November 2017

Mitsubishi VRF – City Multi

Auto restart is performed from the DIPSWITCH settings on the indoors units, this will be SW1-9.

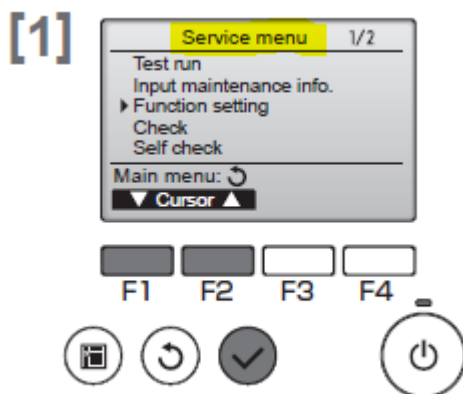


When in the ON position prior to power being taken away, the unit will resume the operation it was in when power is restored.

Mitsubishi – Mr Slim / P Series

On Mr Slim / P Series, Auto restart is performed from the local controller using function settings.

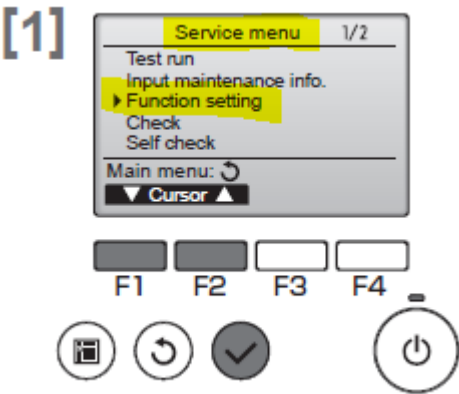
Navigate to the Service Menu



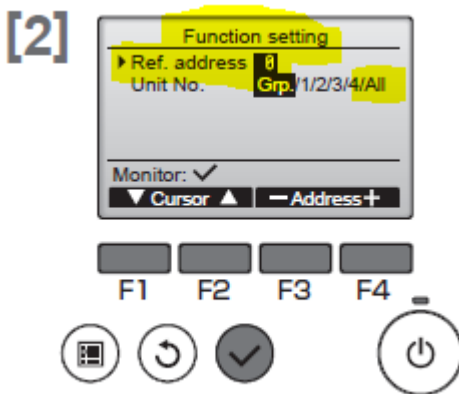
Password – 9999

Technical Bulletin

Then Navigate to Function Settings



Select the units you would like to change & press the tick button



You now need to select Mode No. 1 & Setting Data 2 to activate Auto Restart After Power Failure. If you would like to turn off Auto Restart, please select Setting Data 1 and tick to confirm.

<Table1> Function setting options

Mode No.	Mode	Settings	Setting No.	Unit numbers
01	Automatic recovery after power failure	Disable	1	Set "Grp." for the Unit number. These settings apply to all the connected indoor units.
		Enable (Four minutes of standby time is required after the restoration of power.)	2	

