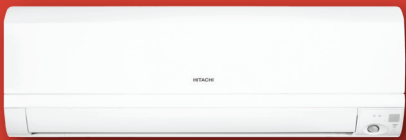


HITACHI

R32 SINGLE SPLITS:

from 5 to 7kW



WALL





DUCT



CASSETTE



Residential and Light Commercial applications
Sustainable refrigerant (R32)
High seasonal performances
Exclusive features



WALL

MAIN FEATURES

- **Wide range** -> 5.0, 6.0 and 7.0kW
- **High seasonal efficiency**
 - SEER: A++
 - SCOP: A++
- **High heating capacity at low temperature**
- **Human sensor** (standard)
- **Compact dimensions** (width 900 mm)
- **4 WAY SWING:** Horizontal and vertical auto-swing
- **Long piping length** = up to **30m**
- **Wide working range**
 - Cooling: -15°C / +46°C
 - Heating: -15°C / +24°C

CONTROLS

WIRELESS REMOTE CONTROL



- Ref: SPX-RCKA2
- Weekly timer
- Info display: room temperature, power consumption, alarm code

WIRED REMOTE CONTROL



- Ref: SPX-WKT3
- Weekly Timer
- Info display: room temperature, power consumption, alarm code
- Temperature sensor embedded



- Ref: SPX-RCDB
- Simple Timer

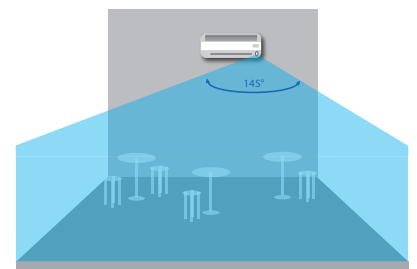
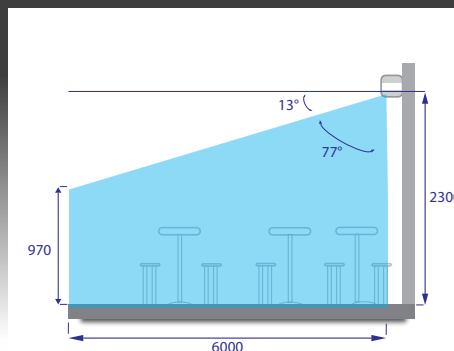
WIFI SOLUTION



- Ref: SPX-WFG01 (Wifi gateway)
- Weekly Timer
- Info display: room temperature, alarm code
- Out of home control

ZOOM ON THE HUMAN SENSOR

- Eco sensor (standard): the unit adapts its temperature settings depending on people absence or presence -> Energy savings.
- When the presence of people is not detected for 20 minutes, the set temperature is automatically shifted for energy saving. If nobody is in the room for 60 minutes, the set temperature is shifted further.






Aesthetic and efficient solution for public spaces such as bar, shops...



**Ideal solution for server rooms
-> cooling up to -15°C.**

INDOOR UNIT	UNIT	RAK-50PPD	RAK-60PPD	RAK-70PPD
Nominal Cooling capacity (min - max)	kW	5.00 (1.20 - 5.80)	6.00 (1.20 - 6.50)	7.00 (1.50 - 8.00)
Nominal Heating capacity (min - max)	kW	6.00 (1.20 - 6.80)	7.00 (1.20 - 8.00)	8.00 (1.50 - 8.50)
Heating capacity at -7C	kW	4.20	4.80	5.80
Noise level cooling (sound pressure) (SL / L / M / H)	dB(A)	26 / 33 / 39 / 47	30 / 33 / 42 / 48	30 / 35 / 42 / 47
Noise level (sound power)	dB(A)	60		
Air flow cooling mode (SL / L / M / H)	m³/h	310 / 410 / 570 / 720		510 / 630 / 870 / 1020
Dehumidification	l/h	2.8		4.8
Dimensions (H x W x D)	mm	300 x 900 x 230		300 x 1100 x 260
Weight	kg	11.5		15
Condensate Drain	mm	φ16mm		
Power supply	V	220 - 240V / 1Ph / 50/60Hz		
Cable section	mm²	1.50x 3+EARTH		
Piping diameter (Liq / Gas)	Inch	1/4" / 1/2"		1/4" / 5/8"
Remote control (optional)		SPX-RCKA2 / SPX-RCDB / SPX-WKT3		

OUTDOOR UNIT	UNIT	RAC-50NPD	RAC-60NPD	RAC-70NPD
Nominal cooling power input (min - max)	kW	1.420 (0.300 ~ 2.500)	1.710 (0.300 ~ 2.650)	2.000 (0.500 ~ 2.700)
Nominal heating power input (min - max)	kW	1.500 (0.300 ~ 2.650)	1.840 (0.300 ~ 2.650)	2.100 (0.500 ~ 2.800)
EER / COP		3.52 / 4.00	3.51 / 3.80	3.50 / 3.81
SEER / SCOP		7.30 / 4.60	6.50 / 4.20	7.00 / 4.60
Energy class (SEER/SCOP)		A++ / A++	A++ / A+	A++ / A++
Noise level cooling (sound pressure)	dB(A)	50		52
Noise level (sound power)	dB(A)	65		67
Air flow (Cooling / Heating)	m³/h	2160 / 2160		2700 / 2700
Dimensions (H x W x D)	mm	750 x 850 x 298		800 x 850 x 298
Weight	kg	50		52
Power supply	V/Ph/Hz	220 - 240V / 1Ph / 50/60Hz		
Recommended fuse size	A	20		
Starting current	A	10		
Cable section (power)	mm²	2.50x 2+EARTH		
Interconnection between indoor unit and outdoor unit	mm²	1.50x 3+EARTH		
Piping diameter (Liq / Gas)	Inch	1/4" / 1/2"		1/4" / 5/8"
Minimum piping length	m	3		
Maximum piping length / height difference	m	30 / 20		
Current quantity of refrigerant	kg / TeqCO²	1.50 / 1.01		1.60 / 1.08
Chargeless length / Additional refrigerant charge	m / g/m	30 / -		
Working range (cooling / heating)	°C	-15°C - 46°C // -15°C - 24°C		
Refrigerant / GWP		R32 / 675		
Compressor		ROTARY		



DUCT

MAIN FEATURES

- **Wide range** -> 5.0, 6.0 and 7.0kW
- **High seasonal efficiency**
 - SEER: A++
 - SCOP: A+
- **High heating capacity at low temperature**
- **High static pressure** = 150 Pa
- **Drain pump included**
- **Long piping length** = up to **30m**
- **Wide working range**
 - Cooling: -15°C / +46°C
 - Heating: -15°C / +24°C

CONTROLS

WIRELESS REMOTE CONTROL



- Ref: SPX-RCKA1
- Weekly timer
- Info display: room temperature, power consumption, alarm code

WIRED REMOTE CONTROL



- Ref: SPX-WKT3
- Weekly Timer
- Info display: room temperature, power consumption, alarm code
- Temperature sensor embedded



- Ref: SPX-RCDA
- Simple Timer

WIFI SOLUTION



- Ref: SPX-WFG01 (Wifi gateway)
- Weekly Timer
- Info display: room temperature, alarm code
- Out of home control

ZOOM ON THE ZONING SOLUTION

- Flexibility and individual zone control of each interior space to maintain consistent temperatures and airflow distribution.
- Each zone can be individually controlled for optimum energy savings.
- 150 Pa -> Fully adapted to all installation specifications (duct length, zone number...)







A very low sound level in your rooms with this unit installed in the false ceiling.

Invisible solution for perfect integration.

INDOOR	UNIT	RAD-50PPD	RAD-60PPD	RAD-70PPD
Nominal Cooling capacity (min - max)	kW	5.00 (1.20 - 5.80)	6.00 (1.20 - 6.50)	7.0 (1.50 - 8.00)
Nominal Heating capacity (min - max)	kW	6.00 (1.20 - 6.80)	7.00 (1.20 - 8.00)	8.0 (1.50 - 8.50)
Heating capacity at -7C	kW	4.20	5.00	5.50
Noise level cooling (sound pressure) (SL / L / M / H)	dB(A)	29 / 32 / 35 / 39		
Noise level (sound power)	dB(A)	53		
Air flow cooling mode (SL / L / M / H)	m ³ /h	350 / 540 / 800 / 1140		
Dehumidification	l/h	2.8		4.8
Included drain pump	yes/no		yes	
Max. height available for drain pump	cm		50	
Drain pump pressure lift	cm		30	
Static pressure (L / M / H)	Pa		50 / 100 / 150	
Dimensions (H x W x D)	mm		270 x 900 x 720	
Weight	kg		35	
Power supply	V	220 - 240V / 1Ph / 50/60Hz		
Cable section	mm ²	1.50x 3+EARTH		
Piping diameter (Liq / Gas)	Inch	1/4" / 1/2"		1/4" / 5/8"
Remote control (optional)		SPX-RCKA1 / SPX-RCDA / SPX-WKT3		

OUTDOOR	UNIT	RAC-50NPD	RAC-60NPD	RAC-70NPD
Nominal cooling power input (min - max)	kW	1.420 (0.300 - 2.500)	1.710 (0.300 - 2.600)	2.110 (0.500 - 2.700)
Nominal heating power input (min - max)	kW	1.570 (0.300 - 2.650)	1.840 (0.300 - 2.650)	2.200 (0.500 - 2.800)
EER / COP		3.52 / 3.82	3.51 / 3.80	3.32 / 3.64
SEER / SCOP		6.20 / 4.00		6.10 / 4.00
Energy class (SEER/SCOP)		A++ / A+		
Noise level cooling (sound pressure)	dB(A)	50		
Noise level (sound power)	dB(A)	65		
Air flow (Cooling / Heating)	m ³ /h	2160 / 2160		2700 / 2700
Dimensions (H x W x D)	mm	750 x 850 x 298		800 x 850 x 298
Weight	kg	50		52
Power supply	V/Ph/Hz	220 - 240V / 1Ph / 50/60Hz		
Recommended fuse size	A	20		
Starting current	A	10		
Cable section (power)	mm ²	2.50x 2+EARTH		
Interconnection between indoor unit and outdoor unit	mm ²	1.50x 3+EARTH		
Piping diameter (Liq / Gas)	Inch	1/4" / 1/2"		1/4" / 5/8"
Minimum piping length	m	3		
Maximum piping length / height difference	m	30 / 20		
Current quantity of refrigerant	kg / TeqCO ²	1.50 / 1.01		1.60 / 1.08
Chargeless length / Additional refrigerant charge	m / g/m	30 / -		
Working range (cooling / heating)	°C	-15°C - 46°C // -15°C - 24°C		
Refrigerant / GWP		R32 / 675		
Compressor	Type	ROTARY		



CASSETTE

MAIN FEATURES


- **Wide range** -> 5.0 and 6.0kW
- **High seasonal efficiency**
 - SEER: A++
 - SCOP: A+
- **High heating capacity at low temperature**
- **Human sensor** (standard)
- **Coanda effect** extend conditioned airflow across the room.
- **Drain pump included**
- **Long piping length** = up to **30m**
- **Wide working range**
 - Cooling: -15°C / +46°C
 - Heating: -15°C / +24°C

ZOOM ON THE HUMAN SENSOR

- Ref: SOR-NEC
Eco sensor (optional): the unit adapts its temperature settings depending on people absence or presence.
-> Energy savings

ZOOM ON THE INDIVIDUAL LOUVER CONTROL

- Each louver of the cassette can be individually controlled for a comfortable air flow and an adaptability to all room configurations.



CONTROLS

WIRELESS REMOTE CONTROL



- Ref: SPX-RCKA3
- Weekly timer
- Info display: room temperature, power consumption, alarm code

WIRED REMOTE CONTROL



- Ref: SPX-WKT3
- Weekly Timer
- Info display: room temperature, power consumption, alarm code
- Temperature sensor embedded



- Ref: SPX-RCDB
- Simple Timer

WIFI SOLUTION



- Ref: SPX-WFG01 (Wifi gateway)
- Weekly Timer
- Info display: room temperature, alarm code
- Out of home control

ZOOM ON THE COMPACT DIMENSIONS

- The most compact cassette of the market 600x600mm. The new panel is fully embedded within one ceiling tile. Lights or other installations are able to be installed in the adjoining ceiling tiles.





Ideal for light commercial applications: offices, restaurants, shops...

INDOOR UNIT	UNIT	RAI-50PPD	RAI-60PPD
Nominal Cooling capacity (min - max)	kW	5.00 (1.20 - 5.80)	6.00 (1.20 - 6.50)
Nominal Heating capacity (min - max)	kW	6.00 (1.20 - 6.80)	7.00 (1.20 - 8.00)
Heating capacity at -7C	kW	4.20	4.80
Noise level cooling (sound pressure) (SL / L / M / H)	dB(A)	29 / 35 / 39 / 43	
Noise level (sound power)	dB(A)	56	
Air flow cooling mode (SL / L / M / H)	m ³ /h	390 / 540 / 630 / 720	
Dehumidification	l/h	2.8	3.8
Included drain pump	yes/no	yes	
Max. height available for drain pump	cm	30.4	
Drain pump pressure lift	cm	11.5	
Dimensions (H x W x D)	mm	285 x 570 x 570	
Weight	kg	17	
Panel weight	kg	2.8	
Panel dimensions (H x W x D)	mm	30 x 620 x 620	
Panel reference		P-AP56NAMS1	
Power supply	V	220 - 240V / 1Ph / 50/60Hz	
Cable section	mm ²	1.50x 3+EARTH/-	
Piping diameter (Liq / Gas)	Inch	1/4" / 1/2"	
Remote control (optional)		SPX-RCKA3 / SPX-RCDB / SPX-WKT3	

OUTDOOR UNIT	UNIT	RAC-50NPD	RAC-60NPD
Nominal cooling power input (min - max)	kW	1.420 (0.300 - 2.500)	1.710 (0.300 - 2.600)
Nominal heating power input (min - max)	kW	1.570 (0.300 - 2.650)	1.840 (0.300 - 2.650)
EER / COP		3.52 / 3.82	3.51 / 3.80
SEER / SCOP		6.20 / 4.40	
Energy class (SEER/SCOP)		A++ / A+	
Noise level cooling (sound pressure)	dB(A)	50	
Noise level (sound power)	dB(A)	65	
Air flow (Cooling / Heating)	m ³ /h	2160 / 2160	
Dimensions (H x W x D)	mm	750 x 850 x 298	
Weight	kg	50	
Power supply	V/Ph/Hz	220 - 240V / 1Ph / 50/60Hz	
Recommended fuse size	A	20	
Starting current	A	10	
Cable section (power)	mm ²	2.50x 2+EARTH	
Interconnection between indoor unit and outdoor unit	mm ²	1.50x 3+EARTH	
Piping diameter (Liq / Gas)	Inch	1/4" / 1/2"	
Minimum piping length	m	3	
Maximum piping length / height difference	m	30 / 20	
Current quantity of refrigerant	kg / TeqCO ²	1.50 / 1.01	
Chargeless length / Additional refrigerant charge	m / g/m	30 / -	
Working range (cooling / heating)	°C	-15°C - 46°C	
	°C	-15°C - 24°C	
Refrigerant / GWP		R32 / 675	
Compressor	Type	Rotary	



HITACHI