


Technical Bulletin

Number	081
Subject	Mitsubishi PAR-30MAA Back Up & Rotate
Date	4 th October 2012


The Mitsubishi controller PAR-30MAA, has the facility to use a built in Back Up/Rotate and High Temperature cut in operation, the following description is a step-by-step guide to setting this up:

Back Up & Rotate

1).

Select the **Main menu** by pressing 



In the main menu screen move the cursor using **F1/F2** to **Service** option and press 


2).



Enter **maintenance password** (default is 9999)

3).



Move the cursor next to the **Check** option and press 

4).



Then select **Request code** and press

5).



In the Request code screen enter the **outdoor unit address** and the appropriate **rotation setting** - see list on reverse.

Outdoor unit address is the same as the refrigerant address.

Repeat step 5 for the slave unit as both ref addresses (both outdoor units) need a code request in order for back up and rotate to operate.

Request Code List

Rotation Setting		
Setting No. (Request Code)	Setting Contents	Initial Setting
No.1 (310)	Monitoring the request code of current setting	
No.2 (311)	Rotation and Back-up off (Normal group control operation)	
No.3 (312)	Back-up function only	
No.4 (313)	Rotation ON (Alternating interval = 1 day) and back up function	
No.5 (314)	Rotation ON (Alternating interval = 3 day) and back up function	
No.6 (315)	Rotation ON (Alternating interval = 5 day) and back up function	
No.7 (316)	Rotation ON (Alternating interval = 7 day) and back up function	
No.8 (317)	Rotation ON (Alternating interval = 14 day) and back up function	
No.9 (318)	Rotation ON (Alternating interval = 28 day) and back up function	

Technical Bulletin

High Level Cut-in request Codes

2nd Stage Cut-in Setting		
Setting No. (Request Code)	Setting Contents	Initial Setting
No.1 (320)	Monitoring the request code of current setting	
No.2 (321)	Cut-in Function OFF	○
No.3 (322)	Cut-in Function ON (Set point = Set temp. +4°C(7.2°F))	
No.4 (323)	Cut-in Function ON (Set point = Set temp. +6°C(10.8°F))	
No.5 (324)	Cut-in Function ON (Set point = Set temp. +8°C(14.4°F))	