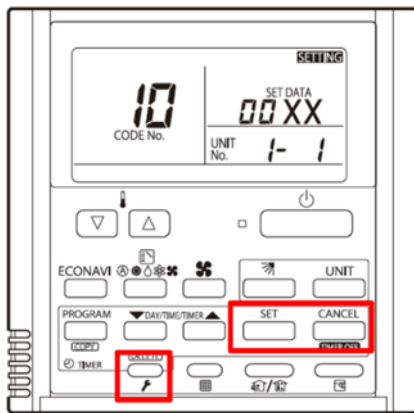


Technical Bulletin

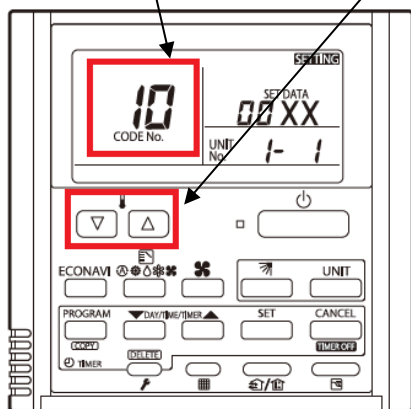
Number	P015
Subject	Panasonic – Auto Restart After Power
Date	13 November 2017

All PAC-I & ECO- I Systems have Auto Restart After Power Failure already enabled however, if you require to turn this off or back on this is done through the CZ-RTC4 Local controller using Detailed Settings.

Hold the **TOOL**, **SET** and **CANCEL** buttons simultaneously for 4 seconds or longer.



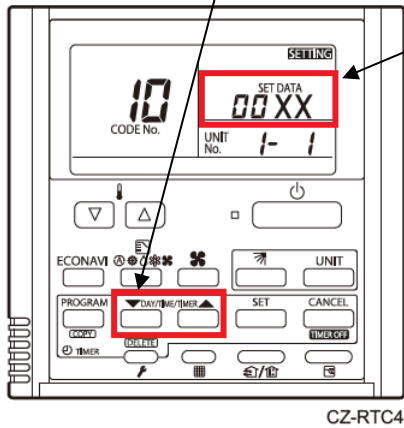
By pressing **TEMPERATURE UP** button a few times, select menu / **Code No 28**



CZ-RTC4

Technical Bulletin

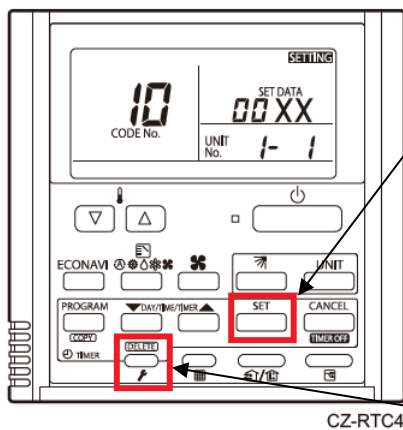
1. Use **TIMER DOWN** button to change from **Set Data** to the required setting as per the below.



0000 – No Auto Restart

0001 – (Factory Set) Return to state of previous operation after power failure.

Fix this selection it by pressing the **SET** button.



Return to normal remote controller display by pressing **SPANNER** button