



SEASONAL EFFICIENCY SEER - SCOP

A+ A+



## 4 Way 60x60 Cassette Inverter

- New 18 and 21 kW models
- Can be controlled by Intesishome, KNX, EnOcean and Modbus
- Designed for easy installation in the standard European 60x60 ceiling grid
- Operation down to -10°C in cooling and heating modes
- Ultra compact outdoor units for easy installation

Panasonic,  
the Air of your Life  
Since 1958

No. 1  
in Japan  
40 years  
in Europe



Control your air conditioning from wherever you are. Using smartphone, tablet or PC via internet.



The Inverter system provides more precise temperature control with lower energy consumption and a reduction in noise and vibration levels.



Exceptional Seasonal Cooling Efficiency. The higher SEER ratings, the greater the efficiency.



Exceptional Seasonal Heating Efficiency. The higher SCOP ratings, the greater the efficiency.



Down to -10°C in cooling only mode  
The air conditioner works in cooling only mode with an outdoor temperature of -10°C.



Down to -10°C in heating mode  
The air conditioner works in heat pump mode with an outdoor temperature as low as -10°C.



The communication port is integrated into the indoor unit and provides easy connection to, and control of, your Panasonic heat pump to your home or building management system.



R22 Renewal. Old systems using R22 refrigerant can be easily replaced with Panasonic solution.



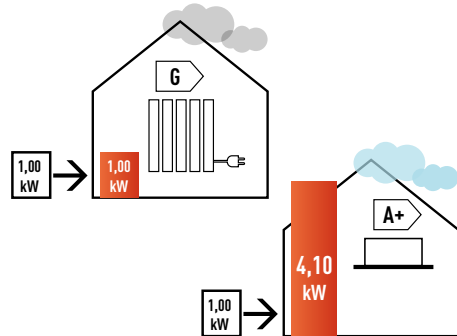
Panasonic R2 Rotary Compressor. Designed to withstand extreme conditions, it delivers high performance and efficiency.



5 Years Warranty. We guarantee the compressors in the entire range for five years.

# 4 Way 60x60 Cassette Inverter

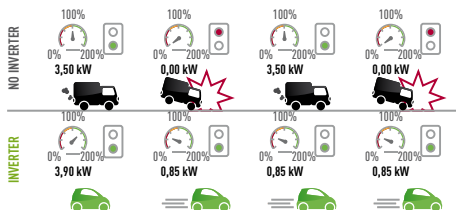
Specially designed for offices, retail and restaurant applications, this cassette fits perfectly into 60x60 or 70x70 ceiling grids. Featuring the best efficiency in its category (heating and cooling up to -10°C) this new cassette in 9 and 12 kW versions can also be connected to KNX, Modbus, EnOcean interfaces for easy integration with your BMS systems. With the new Intesishome interface, you can also control the cassette from your smartphone and internet very easily!



## Great efficiency the whole year

Original Panasonic Inverter technology and a high performance compressor provide top-class operating efficiency. This lets you enjoy lower electricity bills while contributing to environmental protection. Cassette range beyond ErP standard. Cassette range provides higher Season Efficiency. This warranties major savings will be achieved within all year long. Also stand by consumption is extremely low, as low as 0,001 kW/h.

\* SCOP On heating mode for KIT-E21-RB4EA compared with electrical heaters at +7 °C.



## Inverter technology

Panasonic Inverter air conditioners have the flexibility to vary the rotation speed of the compressor. This allows to use less energy to maintain the set temperature while also being able to cool the room quicker at start up. So you can enjoy better savings on your electricity bills while maintain cooling comfort.

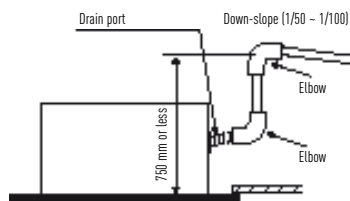
**NO INVERTER** Slow to start. Takes longer to reach the temperature set point. The temperature oscillates between the two extremes and never stabilises. The temperature falls and then rises quickly, leading to a consumption peak.  
**INVERTER** Rapidly reaches the desired temperature. Adjusts the temperature: more comfort and greater savings. Keeps the temperature comfortable all the time.

## Powerful real capacity

Panasonic offers you the real capacity in your system. No matter which cooling and heating needs you have, Panasonic will provide you the full rated capacity. Why is this important? If you install smaller capacity than you need, that system will be working more intensively at high speed, it means higher running cost and shorten system life period. Even 10% lower capacity will impact negatively in your bills.

## Indoor unit drain piping

The height of drain may be possible up to 750 mm.



## Internet Control

Control your air conditioning from wherever you are. Control your comfort and efficiency with the lowest energy consumption. Using smartphone, tablet or PC via internet. This optional accessory connects to unit through Infrared port.

Internet Control PAW-IR-WIFI-1 (Optional)



## Features

### HEALTHY AIR

- Odour-removing function

### ENERGY, EFFICIENCY AND ECOLOGY

- Maximum efficiency Inverter system

### COMFORT

- Super Quiet
- Powerful mode
- Automatic vertical airflow control ambient temperature
- Hot start mode
- Real time clock with single ON&OFF timer
- Automatic restart after power cut

### EASE OF USE

- Ergonomic infrared remote control

### EASY INSTALLATION AND MAINTENANCE

- Removable, washable panel of the indoor unit
- Top panel maintenance access for the outdoor unit



KIT-E9-PB4EA // KIT-E12-PB4EA  
KIT-E18-RB4EA // KIT-E21-RB4EA



CU-E9PB4EA



CU-E12PB4EA  
CU-E18RB4EA



Included



Optional wired remote control CZ-RD52CP



Panel CZ-BT20E

4 Way 60x60 Cassette	Cooling			Heating			Sound pressure level (indoor) <sup>1)</sup> Cooling — Heating (Hi / Lo / Q-Lo) dB(A)	Indoor Unit Dimensions H x W x D mm	Outdoor Unit Dimensions <sup>2)</sup> H x W x D mm	
	Capacity	SEER	Power input	Capacity	Capacity at -7 °C	SCOP				Power input
	Nominal (Min - Max) kW	Nominal W/W	Nominal (Min - Max) kW	Nominal (Min - Max) kW	Nominal kW	Nominal W/W				Nominal (Min - Max) kW
<b>4 Way 60x60 Cassette Inverter (indoor / outdoor)</b>										
KIT-E9-PB4EA (CS-E9PB4EA / CU-E9PB4EA)	2,50 (0,85 - 3,00)	<b>5,80</b> <b>A+</b>	0,550 (0,240 - 0,740)	3,20 (0,85 - 4,80)	2,60	<b>4,00</b> <b>A+</b>	0,800 (0,230 - 1,350)	34 / 26 / 23 — 35 / 28 / 25	260 x 575 x 575 622 x 824 x 299	
KIT-E12-PB4EA (CS-E12PB4EA / CU-E12PB4EA)	3,40 (0,85 - 4,00)	<b>5,60</b> <b>A+</b>	0,890 (0,240 - 1,200)	4,50 (0,85 - 5,60)	3,00	<b>3,80</b> <b>A</b>	1,420 (0,230 - 2,000)	34 / 26 / 23 — 35 / 28 / 25	260 x 575 x 575 695 x 875 x 320	
KIT-E18-RB4EA (CS-E18RB4EA / CU-E18RB4EA)	5,00 (0,90 - 5,80)	<b>5,80</b> <b>A+</b>	1,600 (0,255 - 1,950)	5,60 (0,90 - 7,10)		<b>4,10</b> <b>A+</b>	1,860 (0,260 - 2,430)	37 / 28 / 25 — 38 / 29 / 26	260 x 575 x 575 695 x 875 x 320	
KIT-E21-RB4EA (CS-E21RB4EA / CU-E21RB4EA)	5,90 (0,90 - 6,30)	<b>5,60</b> <b>A+</b>	2,050 (0,255 - 2,200)	7,00 (0,90 - 8,00)		<b>4,10</b> <b>A+</b>	2,450 (0,260 - 2,820)	42 / 33 / 30 — 43 / 34 / 31	260 x 575 x 575 695 x 875 x 320	

Rating Conditions: Cooling Indoor 27°C DB / 19°C WB. Cooling Outdoor 35°C DB / 24°C WB. Heating Indoor 20°C DB. Heating Outdoor 7°C DB / 6°C WB. (DB: Dry Bulb; WB: Wet Bulb)

1) The Sound pressure level of the units shows the value measured at a position 1 metre in front of the main body and 1,5 m below the ceiling in the centre of the unit. The sound pressure is measured in accordance with Eurovent 6/C/004-97 specification. 2) Add 70 mm for piping port. Specifications subject to change without notice.

Specifications subject to change without notice. For detailed information about ErP, please visit our websites [www.aircon.panasonic.eu](http://www.aircon.panasonic.eu) or [www.ptc.panasonic.eu](http://www.ptc.panasonic.eu).



To find out how Panasonic cares for you, log on to: [www.aircon.panasonic.eu](http://www.aircon.panasonic.eu)

Panasonic Marketing Europe GmbH  
Panasonic Air Conditioning  
Hagenauer Strasse 43, 65203 Wiesbaden, Germany

heating & cooling solutions